


T  
TGT



Newsletter 47  
June 1999  
The Traditional Tools Group Inc.

**TTTG Inc.**  
**THE TRADITIONAL TOOLS GROUP**

**TTTG NEWSLETTER No. 47**

**June 1999**

**Contents**

**Editor's Notes**

**Letters to the Editor**

**Next Meeting / Previous Meeting**

**In Committee/ Library News**

**1999 Sydney Working With Wood Show**

**Sydney Teachers College Tool Collection**

**C. R. Miller Planes**

**Thos B. Linley Sydney.**

**Australian Made Tools & Machines 1930s**

**Sagar Chain & Chisel Mortiser**

**Directory & Advertisements**

**Advertisement Request Form**

***1998-99 Subscriptions are due***

Cover: Cabinet maker's Workshop

from "Illustrated Vocabulary for the Deaf and Dumb" 1857

(C) Copyright 1999. .

Any opinions expressed are those of the contributor.

**Postal Address**

The Secretary TTTG Inc.  
P.O.Box 240 Grosvenor Place.  
Sydney N.S.W. 1220

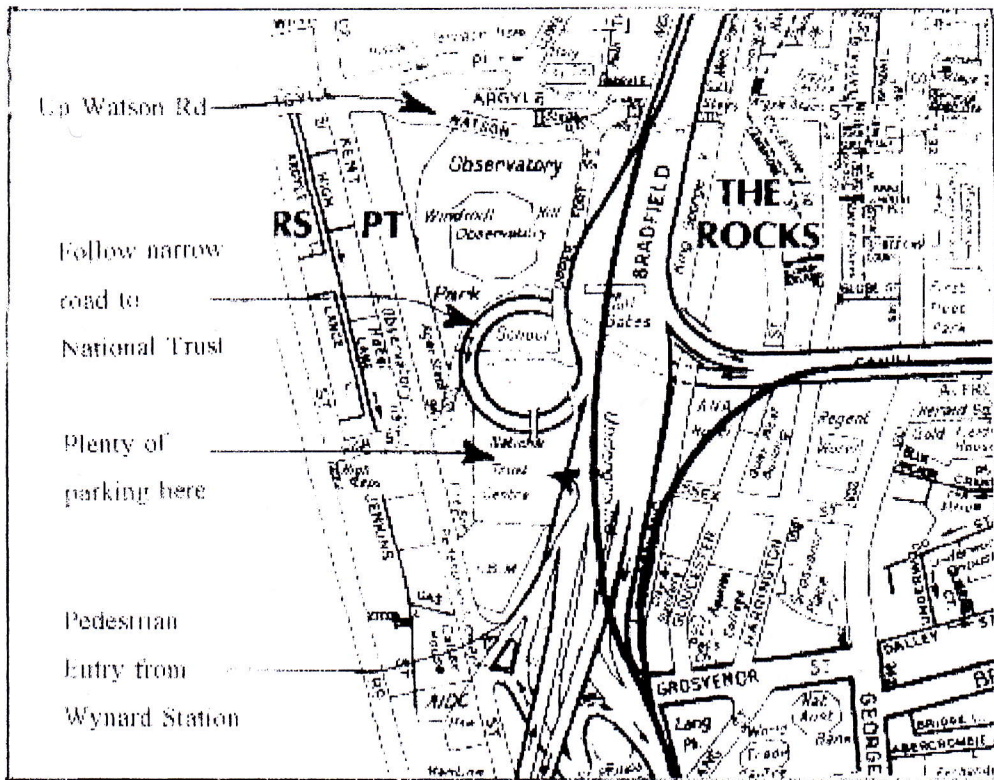
Next Meeting

Tuesday 8th June 1999

National Trust Centre

Observatory Hill

Commencing at 7:00pm



### PROGRAMME

- 1. THE SHARP EDGE.** SO MUCH DISCUSSION AROSE FROM OUR LAST MEETING ON COMMERCIAL SAW SHARPENING THAT YOUR COMMITTEE HAS DECIDED TO LOOK AT SHARPENING IN GENERAL AT OUR NEXT MEETING. THERE IS LIKELY TO BE INFORMATIVE AND LIVELY DEBATE ON TECHNIQUES AND TECHNICALITIES. SINGLE OR DOUBLE BEVEL, WATER OR OILSTONE? DON'T MISS THIS ONE.
- 2. SHOW AND TELL.** TELL US ABOUT YOUR SHARPENING TRICKS.
- 3. THE LIBRARY.** CHECK OUT OUR LATEST ACQUISITIONS.
- 4. SUPPER BY MARIO DATO**

**Editors Notes.**

Bob Crosbie

The coming General Meeting should appeal to all the tool users in TTTG. You can only do good work with sharp tools is the old chestnut but what is sharp ?

The editor has volunteered to get the discussion going by outlining his opinions on sharpness.

Ray Gurney has also offered to share some of his ideas on how to achieve that elusive sharp edge. There will be a number of us who can put a razor edge on tools but we will all probably disagree about how it should be done.

If you have any ideas or sharpening methods please come along and join in the debate.

A selection of oilstones and water stones will be on sale.

The 1999 Timber and Working With Wood Show is due soon.

We need volunteers to assist at the show.

What is in it for you ? Lots of fun and free admission.

There should be something for everyone in this newsletter.

If you do not like the content please tell me or better still try writing something about your particular interest.

This your newsletter and it can only improve if more members are willing to share their knowledge.

## **Next Meeting.**

### **THE SHARP EDGE**

There was so much interest shown at our last meeting on the subject of sharpening that your committee has decided to devote a whole evening to it.

It became apparent during our last meeting that some of our members sharpened all of their tools themselves (including saws) whilst the majority contented themselves with sharpening only plane blades and chisels. What was even more apparent was the diversity of opinions as to how the keenest edge could be obtained and maintained. Our speaker described the mechanised approach to sharpening but this was of little relevance to the home sharpener with limited access to sophisticated jigs and machines. Questions we will be discussing will be the relative merits of oilstones, water stones and diamond blocks; natural versus man-made abrasives; honing, stropping and polishing the edge. What is the best angle to sharpen to for different steels, woods and longevity of edge? What are the advantages of a double bevel? This will be a lively discussion and I'm sure that even the experts will go away with something to think about.

## **Previous Meeting.**

At the previous meeting we were fortunate to be addressed by Chris Klein who with his wife Odette run Peninsula Saws & Sharpening Services. Chris has invested in the latest sharpening jigs and machines in his business and described the processes involved in modern sharpening of panel saws, circular saws chisels and all manner of edge tools. His talk was certainly appreciated by the members present judging by the number of interested questions from the floor. Members wishing to use Chris's services should consult the advertisement in this issue.

Following the talk an auction was held of various unwanted items from a deceased estate with proceeds going to the Royal Blind Society. As well there were and de-accessed items from TTTG's collection where we find that we have two similar objects or have acquired a better one. The auction generated much interested bidding and raised a few dollars for the Group.

**Letters to the Editor.**

The Editor,

I note in your newsletter No 46 that the Sydney Heritage Fleet is interested in Brunel's blockmaking machinery, so I am enclosing some detailed information, diagrams of such for their information. They did not include an address so I ask that you pass the material on to them for me.

Phillip Simpson

Chairman Industrial Archaeology Committee

National Trust

Editor replies.

I have forwarded the material to the Sydney Heritage Fleet.

The extracts are from A Dictionary of Arts, Manufactures and Mines by Andrew Ure published in London in 1846. I have also made an enlarged photocopy for the TTTG Library

**Letters to the Editor.**

The Editor,

I am enclosing some odds from Goodall & Co Pty Ltd catalogue No 5, 1955. They may be of use as "gap-fillers" in a future newsletter. If I come across similar items in my browsing I will send them.

Goodalls operated from 301-305 Kent Street Sydney

John Daniel

Editor replies

I have a copy of Goodall & Co "Small Tools" catalogue No 2

The catalogue is undated but the original owner has written 1/8/22 on the cover. The address is 303-5 Kent Street Sydney.

John has provided illustrations of Carter Planes and Titan chisels. In a previous newsletter Carter illustrations were reproduced from Scruttons 1955 Catalogue.

The Editor is keen to hear of any other information on T M Goodall.

They were clearly in business for a considerable period.

# Goodall & Co. Pty. Ltd.

## WOOD CHISELS



H628



H629



H630



H631



H632

### H629—Firmer Chisels

(PLAIN EDGE).

"Titan" brand.  $\frac{3}{8}$ in.,  $\frac{1}{2}$ in.,  $\frac{3}{4}$ in.,  $\frac{1}{2}$ in.,  $\frac{3}{4}$ in.,  $\frac{1}{2}$ in.,  $\frac{3}{4}$ in., 1in., 1 $\frac{1}{2}$ in., 1 $\frac{1}{2}$ in., 1 $\frac{3}{4}$ in., 2in.

### H630—Registered Chisels

"Titan" brand. Plain or bevelled edge.

$\frac{3}{8}$ in.,  $\frac{1}{2}$ in.,  $\frac{3}{4}$ in.,  $\frac{1}{2}$ in.,  $\frac{3}{4}$ in.,  $\frac{1}{2}$ in.,  $\frac{3}{4}$ in., 1in., 1 $\frac{1}{2}$ in., 1 $\frac{1}{2}$ in., 1 $\frac{3}{4}$ in., 2in.

### H631—Heavy Socket Chisels

"Titan" brand.

$\frac{1}{2}$ in.,  $\frac{3}{4}$ in.,  $\frac{1}{2}$ in.,  $\frac{3}{4}$ in.,  $\frac{1}{2}$ in., 1in., 1 $\frac{1}{2}$ in., 1 $\frac{1}{2}$ in., 1 $\frac{3}{4}$ in.

These sizes also available in light Socket Chisels.

### H632—Firmer Gouges

"Titan" brand.  $\frac{1}{2}$ in.,  $\frac{3}{4}$ in.,  $\frac{1}{2}$ in.,  $\frac{3}{4}$ in.,  $\frac{1}{2}$ in.,  $\frac{3}{4}$ in., 1in.

### H633—Wood Turning Tools

"MAWHOOD."

Parting tools (handed).  $\frac{1}{2}$ in.,  $\frac{3}{4}$ in., 1in.

### H628—Bevelled Edge Firmer Chisels

"Titan" brand.

$\frac{3}{8}$ in.,  $\frac{1}{2}$ in.,  $\frac{3}{4}$ in.,  $\frac{1}{2}$ in.,  $\frac{3}{4}$ in.,  $\frac{1}{2}$ in.,  $\frac{3}{4}$ in., 1in., 1 $\frac{1}{2}$ in., 1 $\frac{1}{2}$ in., 1 $\frac{3}{4}$ in., 2in.

## C. R. Miller Planes

C. R. Miller Planes are included in "Australian Woodworking Plane Makers" Second Edition by Trevor D Semmens.\*

The photographs of Miller planes and the fact that they are currently in production aroused my interest and I wrote for details.

In due course I received a phone call from Colin Miller. It was obvious that Colin knew his business and we were soon chatting away about planes and makers. Colin has been kind enough to send copies of advertising material and C. R. Miller Planes catalogues for the T T TG Library.

These planes are one off productions and not for skinflints. The emphasis is on quality, both in materials and workmanship.

Even so they are not prohibitively expensive. In fact the prices are lower than similar quality English planes and compare well with American deluxe Bailey replicas.

One C. R. Miller product should have great appeal to users. A full range of parallel plane irons is available. These blades are all surface ground and hardened and tempered to Rc.62.

Forget all the nonsense about old steel and Japanese blades. Top quality modern alloy carbon steel processed to C. R. Miller's specification results in the best wood working blade possible.

C. R. Miller Planes current address is

**Colin Miller**  
**C. R. Miller Planes**  
**152 Brysons Road**  
**Wonga Park Victoria 3115**

\* Available from TTTG at the special members price of \$12.50 a copy

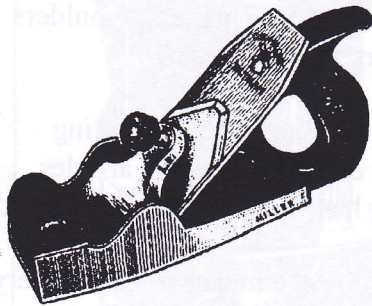
**FINELY CRAFTED DOVE-TAILED PLANES  
IN STEEL AND GUNMETAL**

**FITTED WITH BEST QUALITY ROSEWOOD & EBONY**

Manufactured by

**C.R. Miller**

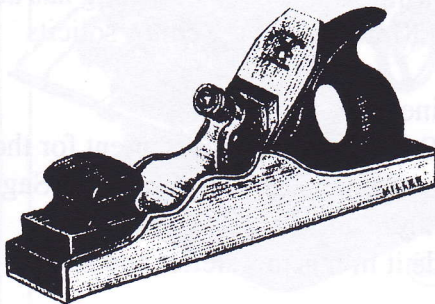
ESTABLISHED ELTHAM 1989



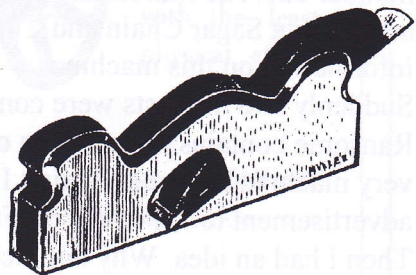
**No. 7 Smoothing Plane**



**No. 12 Improved Mitre Plane**



**No. 1 Panel Plane**



**No. 16 Shoulder Plane  
Spiers pattern**

Panel Planes  
Jointing Planes  
Smoothing Planes  
Mitre Planes  
Shoulder Planes

Our range includes the following



Rebate Planes  
Bullnose Planes  
Chariot Planes  
Thumb Planes  
Coopers Planes

Planes made to any pattern desired

## Sagar Chain & Chisel Mortiser

Bob Crosbie

One of my favourite books is "Modern Wood-Working Machinery" by Stafford Ransome published in 1924. Earlier editions were published but I have not been able to find any copies.

Ransome was an advocate of the Machine Age and saw all hand processes and hand tools as anachronistic. The only woodworkers Ransome had a high opinion of were Pattern Makers who he refers to as true artists.

The machines he discusses were the joint products of practical mechanical engineers (machine makers), pattern makers, moulders and skilled engineers (machinists, fitters and erectors).

One of my favourite magazines is Furniture and Cabinetmaking. It is the only current magazine that has consistently good articles. Recently Furniture and Cabinetmaking has published a series on old machinery known as "Cast in the Past".


I use traditional joinery tools but lack of space means my machinery is limited. If I ever have the space I will seek out some classic old machines. A pre-war Chain and Chisel Mortiser would be priority number one. The March issue of Furniture and Cabinetmaking has an article on a Sagar Chain and Chisel Mortiser and the editor solicits information on this machine.

Suddenly two interests were combined.

Ransome contains information on Sagar and an advertisement for the very machine featured. At first I was going to send a copy of the Sagar advertisement to the editor of Furniture and Cabinetmaking.

Then I had an idea. Why not include it in this newsletter and send a newsletter to the Old Dart ?

# Clean, Accurate Mortises can be



made on this Semi-Automatic Chain-Cutter and Hollow Chisel Mortising and Boring Machine without preliminary boring. There is no strain on the Timber and the Machine is fitted with easily adjusted stops so that the mortise is made only to the required depth. The absence of jar or noise, and the convenience of the working parts, enable the operator to obtain the highest production at the lowest cost, and with the least physical effort.

*Write for full  
particulars.*

(1592)

## J. SAGAR & Co. Ltd

Manufacturers of Woodworking - Machinery.

LONDON  
Aldermay House  
Co. Walling Street  
E.C.4

CANAL WORKS  
HALIFAX  
ENG

GLASGOW  
170 Hope Street

BIRMINGHAM  
Chamber of Commerce  
Buildings  
NEW STREET

I have recently added two more planes to my tool cupboard. I managed to "pick them up" locally with some other bits and pieces. Both planes are identical in length being a touch under 9 1/2 ", both in a used but well cared for condition with original unnamed blades and original wedges and both have been stamped by Linley.

**Plane 1**

5/8 " Dado plane with adjustable depth stop by means of a brass thumb screw. Stamped

Thos B. Linley  
Sydney

It is interesting to note that this plane has the same HB mark reported by Trevor Semmens in the August '96 Tool Chest (HTPAA) and is in the same aligned position. It is also shown in "Australian Woodworking Plane Makers" Second Edition by Trevor D Semmens.\*

**Plane 2**

5/8 " Ogee plane costing 4/- at the time of purchase- marked in ink on the heel of the plane.

The interesting feature of this plane is the address indicating that T. B. Linley was operating at 573 George Street Sydney. Both planes have the owner's stamp W.Rowley

Several questions are raised by these planes.

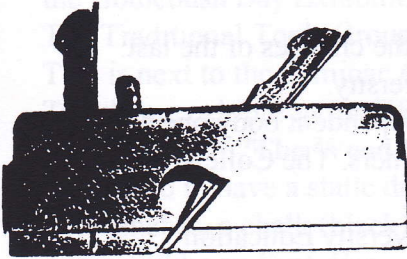
- 1) Did W. Rowley purchase both planes at the same time ?
- 2) Why is the 5/8 " Ogee not marked HB ?
- 3) Were there two stamps being used concurrently ?
- 4) Was 573 George Street a retail outlet or a place of work ?
- 5) When did Thos. B. Linley operate at 573 George Street Sydney ?

It is difficult to hold a plane or other hand tool for that matter, without wondering a little about its previous owner or maker. There seems to be an added curiosity when a tool is locally marked and has had local trade association. I suppose that is what collecting is all about


\* Available from TTTG at the special members price of \$12.50 a copy

## Thos B. Linley Sydney. (cont.)

Plane 1



Plane 2



Thos B. Linley Sydney.

Bob Crosbie

I have a plane stamped Thos. B Linley Sydney and have seen several other planes stamped Thos B. Linley Sydney. In my opinion these are English planes stamped by a Sydney retailer and probably date from late last century.

I have not undertaken any research into Thos B. Linley. To my knowledge there only one published reference to him and that is in an advertisement reproduced in K Roberts "Some 19th Century English Woodworking Tools" on page 35 .

T B Linley 11 Clarence Street Sydney is listed as an agent for Phoenix Steel Works Sheffield . The advertisement is dated 1879.

## Sydney Teachers College Tool Collection

Sydney Teachers College had a long and significant history. Many teachers began their careers as students in the substantial brick and stone building.

Sydney Teachers College was swept up in the changes of the last decade and amalgamated into Sydney University.

When Sydney Teachers College was an independent body one of its strengths was in training industrial arts teachers. The College had a large collection of tools and old machinery.

Changes in the structure of the Sydney University Education Faculty and the reallocation of rooms in the old Teachers College Building meant that this collection had to be dispersed.

Where possible items were returned to the individuals who had loaned them. However some items could not be placed.

John Gibson, well known to all industrial arts teachers, assumed responsibility for the remaining collection. Despite his efforts no museum was willing to take control of the collection.

John contacted TTTG for assistance. After preliminary discussions with the Committee the remaining Sydney Teachers College Tool Collection was placed under the guardianship of TTTG.

An Inventory of the tools and machines from this collection held by TTTG is available from the Committee. At present the collection is being stored by TTTG Committee members. The President will provide further details at the next general meeting.

## 1999 Sydney Working With Wood Show

The 1999 Sydney Timber and Working With Wood Show will be at the Homebush Bay Exhibition Centre 16th - 18th July 1999

The Traditional Tools Group Inc will be present at location 140.

This is next to the Seminar Area and promises good exposure.

The theme exhibition for TTTG will be:

### **"The Wood Work Class of 1959"**

We intend to have a static display of a class room. This will include two benches, a chalk (black) board, and appropriate tools. All the props will be ex D of E.

An attempt will be made to publicise the event

The usual TTTG bench and display will also be present.

In addition some members are making themselves available for the Seminar Programme.

Topics covered may include, using wood planes, sharpening moulding planes, joint cutting, French polishing

The emphasis this year is on recruiting members

### **WE NEED VOLUNTEERS !**

If you can help please let us know. (If you can not make the next meeting please contact a Committee member.)

We need your presence, tools or ideas.

### **ALL VOLUNTEERS GET FREE ADMISSION**

Who started the rumour that Sid will be there dressed as a school boy?

## Australian Made Tools & Machines 1930s

I was looking through my copy of McPherson's Engineers and Manufacturers Catalogue No 34 and trying to find a publication date. Reference to the rivets in the Sydney Harbour Bridge and some other clues suggested the early nineteen thirties.

This was the time of the Great Depression and yet there was a large number of Australian brand names represented.

### **Macson**

This was probably McPhersons manufacturing subsidiary.

Products included spanners, cold chisels, machine grinders, drilling machines, all steel bench vices, machine vices, engineers lathes and lathe attachments, power hammer, stationary head drilling machine, engineers planing machines, band saw and Macson pumps.

Macson also produced "Macsonite" Packing, Macson Grease,

"Macbear" Lubricant and Macson Machinery Belting.

"Australian" Steel Split Pulleys & Macson Wood Split Pulleys were also offered.

A photograph of the Macson Bolt Factory was included in the catalogue. Macson Rivets and bolts are the obvious products

"Acme" Belt Dressing and Acme" Bearing Metals may also have been McPherson manufactures.

### **Patience & Nicholson**

P & N dies and taps are represented and there is a P & N Advert.

### **Dawn**

Dawn drilling machine and Dawn machine vices.

### **Trewhella**

Trewhella Jacks; "Wallaby" & "Monkey" Jacks

### **Rapid, Rapblo, Rapco**

"Rapid" Forges & Blowers, "Rablo" & "Rapco" Forges & Blowers

### **Hercus**

"Hercus" Lathes

### **No name**

Store Trucks and Trolleys made from blackwood. McPherson ?

### **Who has survived ?**


Hercus are still in business in South Australia and make a top quality range of centre lathes and can supply parts for older models.

this Catalogue was compiled during a period of fluctuating prices, those shown may be changed without notice.



# "Macson" All-Steel Vices

L 723—



"Macson" Vices are Steel Castings, fitted with Hardened Steel Detachable Jaws, Mild Steel Screw, Bolts and Handle. The weight is properly distributed to give the greatest strength and rigidity.

These Vices are designed to give satisfaction under all conditions. They are accurately machined and fitted, and in every respect thoroughly well made, the finish and enamelling being of the very best.

We confidently recommend the "Macson" to be a distinctly superior Vice, and one that will withstand the heaviest service. Made in the following sizes, in plain and quick-action types:

6 in.	£7/15/-	each
4 1/2 in.	£5/12/6	
4 in.	87/6	

## **In Committee.**

### **TTTG Committee Meeting**

At the last Committee Meeting routine business was discussed. The acquisition of the Sydney Teachers College Tool College was formally documented.

The Editor will give a brief account to the members at the general meeting.

Preliminary arrangements were also made for the 1999 Timber And Working With Wood Show.

## **Library News.**

### **Recent Acquisitions;**


#### **Journals/ Newsletters received;**

TATHS, HTPAA, HTPSWA

#### **Books donated;**

H B Newbould  
Modern Practical Building.  
Caxton Press 1954  
Volumes 2, 3 & 4

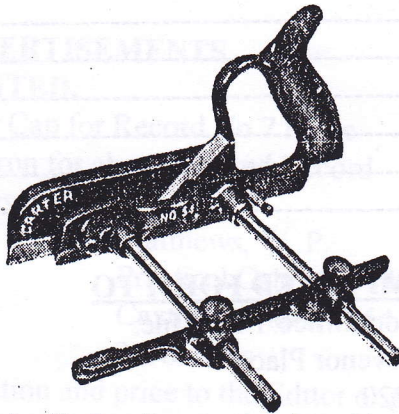
## H640—Carter No. C1 Bench Rabbit Plane



Length 11½in., cutter, 2½in.

Fitted with double cutting iron. Used for cross-grain rabbeting (or rebating), general rabbeting and for finishing off and smoothing rabbets previously made with other single-cutter rabbet planes. It is wider than all other Bench Rabbet Planes on the market, and with that advantage can also be used as an ordinary smoothing plane.

## H643—No. C54 Plough and Grooving Plane



Fitted with 8 cutters ranging from ½in. to ¾in. wide. Adjustable depth gauge, double arm, adjustable bridge fence and two pairs of fence arms (long and short). Length, 9in.

# The Traditional Tools Group Inc.

## Advertisement Request.

Non-commercial line advertisements are free.

Commercial Rates:

50 cents per line. Quarter Page \$10. Half Page \$15. Full Page \$20

First commercial advertisement is free.

**Terms** : book three placements to receive first placement at no cost.

Layout and artwork to be supplied by advertiser.

## TO PLACE AN ADVERTISEMENT

Please provide the following details:

**NAME:** -----

**ADDRESS:** -----

**PHONE/FAX**-----

Tick Type of Advertisement:

*For Sale*                      *Wanted*

Print the required line advertisement below

-----  
-----  
-----  
-----  
-----  
-----

## MAIL THE COMPLETED FORM TO

Newsletter Sub-Committee.TTTG Inc.

P.O. Box 240 Grosvenor Place

Sydney N.S.W. 1220

## **DIRECTORY**

The Traditional Tools Group Inc. (TTTG)  
The Secretary TTTG Inc.  
P.O. Box 240 Grosvenor Place  
Sydney N.S.W. 1220

Tools And Trades History Society. (TATHS.)  
The Administrator TATHS  
60 Swanley Lane  
Swanley Kent BR8 7JG UK

Hand Tool Preservation Association Australia. Inc.(HTPAA).  
P.O.Box 1163  
Carlton Victoria 3053

Hand Tool Preservation Society of Western Australia.(HTPSWA)  
8 Belham Street  
Bayswater Western Australia 6053

### **ADVERTISEMENTS**

#### **WANTED.**

Lever Cap for Record No 7 Plane  
Cap Iron for above marked Record  
Copies of

Matthews, W. P.  
Practical Cabinet Making  
Caxton, London 1954  
3 Volumes

Condition and price to the Editor or phone 98697487

## ***Peninsula Saws & Sharpening Services***

for all your sharpening needs

Contact: **Chris & Odette Klein**  
at

**Unit 40/5 Ponderosa Parade  
Warriewood Tel 9997 2036**

## **HENRY BLACK**

**Henry is having a monster sale of new tools at  
Never-to-be-repeated prices**

**Record and Marples tools and cramps  
Japanese tools and hard to get spares**

**Ring Henry for details on (02) 9744 7875  
or pick up a leaflet at our next meeting.**

**Brookvale Bazaar is on the market: Name and Stock \$150,000  
In the Meantime, All stock is 50% off marked Prices. Lots of  
strange things, Tools, Electricals, Cameras, etc. Worth a Browse.  
Address: 505 Pittwater Rd. Tel 9905 0384**

# Tools of Trade

- Always Buying & Selling Old & Used Handtools
- Extensive Range of New Tool Reference Books, Catalogue Reprints, & Select Old Titles
- Appraisals of Single Tools or Whole Collections
- Regular Tool Sales - Notices Sent on Request
- Evening Classes in Tool Appreciation & Restoration
- Estate Disposals - Discretion Assured
- Visits by Appointment - Phone John McDonald

**ASK FOR A FREE BOOKLIST**

## Tools of Trade

PO Box 13

Duffy ACT 2611

Phone/Fax (02) 62886142

### SPECIAL OFFER

*"For the Smithy"*

1912 McPherson Catalogue - 48 pages

\$10.00 Post free in Australia


A.C.N. 000 027 285

## CHAS. E. SKINNER PTY. LTD.

**WOODWORKING MACHINERY**

### OVERHAULING & REPAIRS

- ★ To Light Woodworking Machinery.
- ★ Saws, Band, Circular, Dado, Chain Mortising Equipment
- ★ Renewing Ball Bearings
- ★ Renewing Bandsaw Rubbers, Respraying, Etc.



17 COOLAWIN ROAD,

NORTHBRIDGE, 2063

(02) 9958 5170



**BUY  
SELL  
VALUE**

We buy and sell more antique and used woodworking tools than anybody else in Australia.

Once a year we run an international tool auction with a fully illustrated auction catalogue and easy absentee bidding facility for interstate and overseas bidders. If you want to participate just write to us and we'll include you in the mailing list.

We are always buying good quality tools, single items or whole collections from woodworking and other trades like coopers, pattern makers, shipwrights, wheelwrights, coach-makers, cabinet makers, carpenters etc. Don't just give them away. Ask for our price first.

<http://www.hansbrunnertools.gil.com.au>



**Hans Brunner Tool Auctions**

131 Lansdowne Way  
Chuwar Qld 4306

**Phone: 07 3281 0280**

**Fax: 07 3281 4261**

**Email: [hbrunner@gil.com.au](mailto:hbrunner@gil.com.au)**

**<http://www.hansbrunnertools.gil.com.au>**

**HANS BRUNNER TOOLS**