


T
TGT



HODMAN ASCENDING LADDER.

Newsletter 49
October 1999
The Traditional Tools Group Inc

TTTG Inc.

THE TRADITIONAL TOOLS GROUP (Inc.)

TTTG NEWSLETTER NO. 49.
October 1999.

Contents

Editor's Notes	Bob Crosbie
Next Meeting	
Previous Meeting	
Information Wanted	
Johns Page	John Daniel
Shop Profile	
Stanley "composite" steel	
Masonite Tools	Rod Thomas
Tasmanian News	Terry Butcher
Book Review	Terry Butcher
Library News	Rick Mitchell
Directory & Advertisements	
Advertisement Request Form	

Cover: from The Popular Educator, Cassel 1870

1999-2000 Subscriptions are due
Subscription Rates City \$30 Country \$22.50
Cover:

(c) Copyright. 1999.

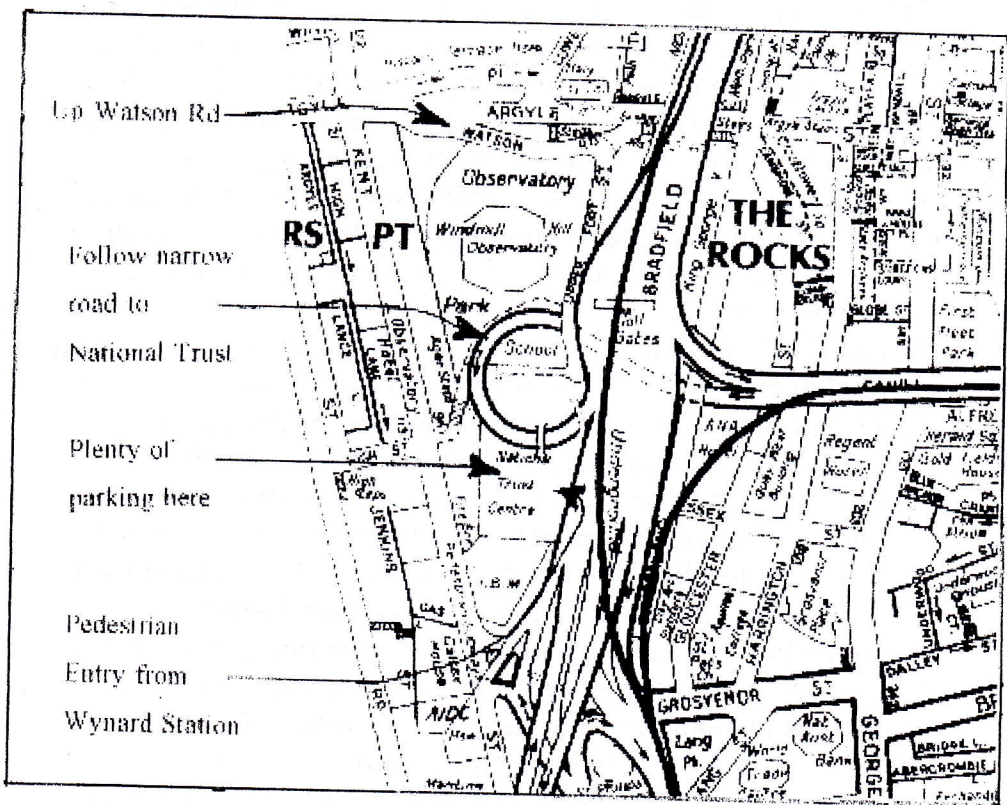
Opinions expressed are those of the contributor.

Postal Address

The Secretary TTTG Inc.
P.O. Box 240 Grosvenor Place
Sydney NSW 1220

Next Meeting
National Trust Centre
Observatory Hill
Commencing at 7:00pm

Tuesday 12th October 1999



PROGRAMME

- 1. STRAWBALE BUILDING.** RICK MITCHELL IS AN ARCHITECT SPECIALISING IN ENERGY EFFICIENT BUILDING METHODS. CURRENTLY HE IS BUILDING A NUMBER OF STRAWBALE HOUSES. RICK IS AN EXPERIENCED LECTURER ON BUILDING TECHNIQUES AND WILL ANSWER ALL YOUR QUESTIONS ON STRAWBALE CONSTRUCTION. SLIDES OF TECHNIQUES AND TOOLS. BE THERE!
- 2. WOTSIT.** FRED MURRELL IS BACK FROM OVERSEAS. HE IS SURE TO HAVE FOUND SOMETHING UNUSUAL FOR DISCUSSION.
- 4. SUPPER** BY MARIO DATO

Sometimes the President needs to communicate with TTTG members. While I'm President I will use this column.

At the last Committee meeting we resolved to have reduced membership fees for out of Sydney members. Pensioner and Student rates will be set eventually. What only \$22.50. ?

I hope you noticed the number of names on the contents page We are starting to get more contributions each month. Follow the trend and send me something. No matter how rough I can polish it up for the enjoyment of other members.

A new feature in this issue is **Information Wanted**. This is your opportunity to share information with other members.

If you have a question let me print it and invite replies from other members.

Anything on Australian made tools generates good response. Invariably Rod Thomas sends some information. In this issue he contributes valuable material on **Masonite Tools**.

Terry Butcher has settled into Tasmania. From his Bruny Island Villa "Redfern" he regularly corresponds with the mainland. Despite his scratchy handwriting his letters are eagerly awaited by the Editor. In this issue Terry recounts his visit to Trevor Semmens. See **Tasmanian News**

John Daniel has established himself as a popular contributor. In this issue John discusses a classic example of lateral thinking and good workmanship. See **Johns Page**

Book reviews are always welcome. Terry Butcher has reviewed a book. His motivation appeals to me "If you don't like the book review say so, I don't care, but it was such a bad book and I couldn't help myself, 160 pages of pretty pictures". Keep reviewing Terry ! See **Book Review**

A number of builders always attend the TTTG Meetings. The coming meeting should appeal to everyone with an interest in building technology. See **Next Meeting**

Send those membership cheques in now !

NEXT MEETING

National Trust Centre, Observatory Hill

Tuesday 12th October, 7.30 pm

Strawbale Building. Rick Mitchell

Rick Mitchell is an architect specialising in energy efficient building methods. Currently he is building a number of strawbale houses.

These projects are in residential areas and Rick has experienced no resistance from council.

Rick is an experienced lecturer on building techniques and has conducted hands on workshops.

Rick will answer all the obvious questions about strawbale, Is it only for eccentrics ? Is it Safe ? What about damp and white ants ? Can builders build in straw?

In addition he will outline the history of this building method and the energy efficient advantages of strawbale building.

The talk will be illustrated with slides of buildings in progress and with Ricks collection of strawbale working tools.

PREVIOUS MEETING

At the last meeting Rick Mitchell and Bob Crosbie spoke about the TTTG Tool and Machinery Collection.

This generated a wide ranging discussion on the aims of TTTG and the practical problems faced by the group.

No profound philosophies were developed but everyone seemed to be of the opinion "if we don't do it who will"

The consensus seems to be to keep going in the same general direction. However one major decision was reached concerning subscription rates.

TTTG membership will be offered at two rates.

City \$30 Country \$22.50

A proposal for a student rate will be put to the members at the next meeting.

The Tool Auction was again successful. Several satisfied vendors have paid a healthy commission to TTTG.

If you wish to sell tools TTTG commission is 10%

Letters to the Editor

Masonite

Dear Editor,

-Masonite-

I thought I remembered when this miracle product was launched in Sydney some time just after the war. As I remember a returned RAAF pilot friend of ours went to work with CSR. He went on to manage a subsidiary called TILUX, this was masonite grooved and enamelled and used for kitchens and bathrooms. So I came across this advertisement the other day in an old Popular Mechanics. Do you know when it started ? I don't. This advert is from P M September 1935 Vol. 64 p. 135a.

Terry Butcher

Goodalls

Dear Editor,


I have Goodalls Catalogue No 3. It is dated September 1925 and contains 270 pages of Engineers hand and machine tools. Well illustrated throughout and the cover, being grey paper, is embossed including the selection of tools, namely reamers, drills, tapes and milling cutters. A high degree of quality.

Terry Butcher

SHORTER WORKING HOURS

FOR HOME-CRAFTSMEN

WITH



IF YOU want to build things faster—and better—Genuine Masonite Tempered PRESWOOD is the material to use, because:

1 It provides easier workability. Can be cut or sawed to any size or shape with regular saw. No grain—no knots.
2 It is uniform in quality, regardless of where purchased. Available in three thicknesses . . . $\frac{1}{8}$ " , $\frac{3}{16}$ " , and $\frac{1}{4}$ ". Standardizing on Tempered PRESWOOD avoids the costly "accidents" and mistakes you are apt to make experimenting with different materials.

3 Tempered PRESWOOD is a permanent material. Moisture-resisting, it will not warp, chip, split or crack. Joints and sides stay fitted exactly according to specifications.

4 It requires no finishing treatment. Tempered PRESWOOD'S own natural warm-brown surface makes a beautiful final appearance. But it can be varnished, lacquered, painted or enameled with standard applications, if desired.

Mail us the coupon below for free sample of Masonite Tempered PRESWOOD to experiment with in your own shop, and for additional literature. *Genuine Masonite Tempered PRESWOOD and Insulation are ideal for home-building and remodeling. Easy to finance under F. H. A. Ask your Masonite dealer.*

Masonite Tools

Rod Thomas

Here is a little information on the Masonite Tools mentioned in the last newsletter.

The planes are of aluminium alloy with the mark **Masonite** set into the top of same as indicated in the photograph.

There is a plain aluminium and a brown painted aluminium version. Gregsteel of Johnstone St. Collingwood Victoria supplied the blades.


The paint -stripping tool is another item to hand, the metal tube version as depicted in the Building Costs 1947 advertisement and a glass bottle version that I imagine is an improvement.

The groover, or at least one of the versions, is also in my keeping. I have no information on the two other tools depicted, which appear to be a double ended groover and a nail punch. Notice the different addresses on the leaflets that were included with the glass bottle paint- stripper .


The transfer label appears on the top of the painted plane, the groover handle and there are remnants on the glass bottle.

Copies of the following are in the TTTG Library:-

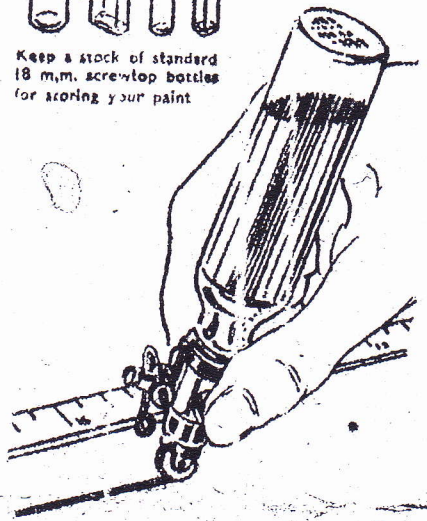
- Photograph of the Masonite plane.
- Photographs of Masonite Paint -Stipers and Groover.
- Photographs Masonite Paint-Striper Box.
- Masonite advertisement from Building Costs 1947.
- Instruction leaflet for Masonite Paint -Stiper.



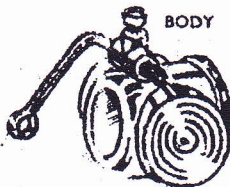
PAINT STRIPER
(IMPROVED)



Keep a stock of standard
18 m.m. screw-top bottles
for storing your paint




GASKET




BODY

MASONITE PAINT STRIPER



“MASONITE”
PAINT STRIPPER



GROOVER
(SIDE - PLAN)



Weather-Stripping Tool

Must be a weakness on my part, I just can't pass them by.

The maker/user of this tool obviously had a need to cut a narrow groove parallel to an edge or a kerf parallel to an end with some degree of control.

How to do this effectively was the task before him. He could nail or cramp a piece of timber to the work as a guide but that may not be practical, take time, possibly damage the surface and not be convenient for use on repeated jobs.

Perhaps inspired by a plough plane, or a moving fillister, or remembered something similar in a workmates tool box, he set about his project.

What better handle and stock to use than an old Technical Jack Plane that had passed its "use-by-date", its handle was low, which would give more control and the sole was wide enough to attach an adjustable fillister type guide.

All he needed now was the cutter- "pleased I didn't throw out that old saw blade" he may have thought to himself as he screwed a piece of it to the side of the shortened plane.

I can't help but admire the tenacity and ingenuity of our early tradespeople. Not all were blessed with a "good education" or access to well set -up workshops, but they had a gift-"lateral thinking".

Lateral thinking may be a "buzz term" in this second last year of the millennium, but its nothing new. It has helped many of our pioneers survive during tough times.

"Don't throw it out, it may come in handy to make something later on", may be a thought to be encouraged.

Information Wanted

"J Dymock" Plane

Jim Black has seen a plane marked J Dymock.

"Wanted information on a dovetailed wood infill plane. It could be a panel plane, smoother etc. The lever cap could be steel with "J Dymock" in bold letters. Would like to hear from anyone with information on the plane. Jim Black 0351 825561

Ridex Bakelite Marking Gauge:

Question

I have seen a Bakelite marking gauge impressed

RIDEX Made in Australia.

When were they made ?

Does anyone have any information on Ridex ?

River Lett Saws

Question

I have seen a hand saw with the label

River Lett Quality Saws Made in Australia.

The handle is coachwood with brass screws and has a sixties look. The blade is well finished.

Does anyone know anything about this brand of saw ?

Silex Cramp Heads

Question

I never thought much of Silex Tools because every one I saw was Aluminium. But I have acquired a set of joiners cramp heads with a faint Silex transfer. These are cast iron and very well made. The design will fit any thickness of bar up to 3 inch. What other cast iron Silex tools have members seen ?

Record Planes:

Question

I have a Record 713 Skew Rebate Plane.

It is similar to a 078 but does not have a fence. When was it made?

Answer

This plane was introduced by Record in Nov. 1935 (Catalogue 14)

The plane was probably withdrawn in 1943.

Moulding Plane marked James McEwan & Co

Question

I have a moulding marked James McEwan & Co
This mark is not listed. Any ideas.

Answer

A number planes with this stamp are known. The planes are probably English and were imported and stamped by the Melbourne Ironmonger James McEwan & Co
The advert below is from The Australian Builders Price Book by Charles Mayes, Architect and Civil Engineer. 1877

CONTRACTOR'S AND BUILDER'S IRONMONGERS.

JAMES McEWAN & CO.,

Respectfully call the attention of Architects, Contractors,
and Builders to their Magnificent Stock of
IRONMONGERY, IN ALL BRANCHES,

And more especially those goods in more immediate connection with the above trades, consisting of Marble and Enamelled Slate Chimney Pieces, suitable for all classes of Buildings, Berlin Black, and Bright Register, and Dog Stoves, Fenders and Fire Irons, Close Fire Kitchen Ranges with Latest Improvements, Minton's Patent Hearth, Hall and Verandah Tiles, Gasaliers, and Keroliers, and Brackets of all descriptions, Mortise Rim and Cabinet Locks, Chubbs, Hobbs, and Yale Patent Locks, Iron and Brass Butt Hinges, Iron T. and Hook and Eye Hinges, Cut, Patent, Wrought, and Wire Nails and Spikes, China, Crystal, Oak, and Ebony, Patent Rim and Mortise Lock Furniture, Weston's Patent Pulley Blocks, Hemp and Manilla Ropes, Proved Iron Chain, Crab Winches, Robey's Patent Portable Engines, Steam Road Rollers, Pooley's Weighbridges, Bar, Hoop, and Sheet Iron, Plain and Corrugated Galvanized Iron all sizes, Fencing Wire best brands, Wire Ropes, Blasting Powder and Fuze, Carpenter's Cabinet Maker's, and Engineers' Tools, &c., &c., &c.

ESTIMATES GIVEN FOR LAYING MINTON'S TILES.

RETAIL WAREHOUSES AND SHOW ROOMS,
81 ELIZABETH STREET, MELBOURNE.

WHOLESALE WAREHOUSES,

4 & 6 LITTLE COLLINS ST., MELBOURNE.

IRON AND IMPLEMENT WAREHOUSE,

319 ELIZABETH STREET, MELBOURNE

LONDON OFFICE,

27 LOMBARD STREET.

Indents Executed on the most Favourable Terms.

Shop Profile

The Woodworks Book & Tool Co.

Most TTTG members will be familiar with Woodworks. This shop has lots to interest our members.

Currently there is an eye catching piece of machinery on display. This is a "universal joiner" dating to the turn of this century.

The machine combines a band saw, circular saw, horizontal borer, spindle moulder in one unit. There is no manufacturers' mark but it is a superb piece of cast iron machinery.

The stock for sale is of equal interest. But first have a look at the magazines stocked.

For instance Woodworks sells "Furniture and Cabinet Making" two issues ahead of the newsagents. This magazines has articles on traditional tools. The October issue has an article on shoulder planes and a centre-fold of Mathieson wood lined bench planes. The centre-fold for September was a Norris A5 smoothing plane.

Woodworks sells the best in new tools. Many of these tools will be recognised as collector's items. If you want to see the range of Lie-Nielson planes at first hand this is the place. Saws, chisels, sharpening stones and all traditional tools are to be found in profusion.

A wide range of books are stocked. Just browsing the book shelves is a good way to keep up to date with the overseas woodworking world.

No doubt TTTG members will be drawn to the table of second hand tools. There are some good user tools on offer. The editor has even been known to buy the odd second item here. All in all a visit to Woodworks is time well spent.



MIKE JEFFERYS

8 Railway Road Meadowbank NSW 2114

Tel: (02) 9807 7244 Fax: (02) 9807 7344

email: sales@thewoodworks.com.au

Website: www.thewoodworks.com.au

Book Review

Terry Butcher

THE STANLEY BOOK OF WOODWORK

Tools Techniques Projects

By Mark Finney

Published by B T Batsford Ltd London 1994

Price Australian \$23

A soft cover book, attractively presented with most illustrations in colour-line drawings in black and white are clear and understandable but not always correct.

The photos are of Stanley tools straight out of the wrappings and the text warns one to be cautious of using old tools.

Typical of books of this nature we are subjected to run down of wood types a little about wood varieties and some types of man made boards.

There is a run down on which Stanley tools are best for all the different types of work one will encounter.

The chapter on planes goes into lots of detail on plane parts and construction and how to adjust the plane but not a lot of detail on why you make adjustments.

A chapter is devoted to sharpening plane blades and chisels.

The author tells us it will take 20-30 minutes to sharpen a new blade until you get a feather edge and leaves off right there!

Then the author shows us the difference in Joints but not where to use them.

There are bits of information about gluing and clamping, sanding by hand-no power tools in this book-and staining and polishing.

The last chapter is headed Projects. Nothing too simple here.

A good book to read. You will learn to differentiate between a screwdriver and a chisel and between a plane and a saw but not much else.

160 pages of pretty pictures.

Tasmanian Correspondent's News Terry Butcher

It was a bright sunny day as we set off from Cloudy Bay to visit Trevor Semmens and his wife at their harbour side house at Montagu Bay in Hobart.

A couple of wrong turns but eventually we arrived. Trevor emerged from his workshop down the yard from the house. I resisted asking him for a quick squiz, knowing full well we would venture out there later in the day.

Rai, Trevors wife, was at the front day and invited us into their warmly heated home. I did say it was a sunny day but it was the middle of winter !

It was just over two hours from leaving home and we welcomed a cup of steaming coffee. The house over looks Hobart City and the bay to the left and the Tasman Bridge is on the right. A superb spot and fantastic views.

Trevor has arranged one of the rooms into a display area not only for his tools but for the many beautiful objects that he makes from Tasmanian woods.

Of particular interest is the collection of wooden eggs turned by Trevor. Each egg is a different wood turned to the exact shape of a chook egg and about 50mm in diameter. The shape allows the grain to be seen from every direction. A great way to show off the beauty of the wood !

There is a glass topped coffee table with a display of flat and folding rules in wood, metal and ivory. A bookcase has planes and shaves of many types on display. A glass fronted cabinet shows off his collection of miniature tools.

Following Trevor to another room where the bulk of tools are displayed along with Raies huge collection of irons and associated paraphernalia to do with that boring job of ironing. The collection is far from boring, but for the moment my attention is drawn to the shelves of planes, and more planes. Every plane is numbered as one finds on Museum items very small-discreet but easy to find and read.

Tasmanian Correspondent's News continued

Trevor maintains a catalogue which I must confess I did not get a really good look at, but he has every plane listed by type, condition, makers name and other pertinent information.

He also has a conditioned mind or memory and can put his hand on any plane that comes under discussion.

I saw a lot of the planes that feature in his book "Australian Planemakers" that I hope you all have a copy of by now, if not get one from TTTG at the special members price.

I noticed a number of Tool Chests, especially one near the front door. It was one of those most of us only dream about. Though fairly plain on the outside when the lid is raised the interior of small and exquisite polished drawers with tiny turned knobs is exposed.

Panels slide to reveal ranks of moulding and bench planes, saws and other tools. Such a delight.

After lunch we ventured outside, down the yard to the work shop. A very practical place, an interesting variety of timbers in their racks, a few machines, lathes, drills, bandsaw and work benches.

Many jobs are under way, pieces of timber out for turning, some already turned or part turned ready for polishing.

Boxes of moulding planes awaiting the attention of the master to be cleaned, repaired or whatever before they are brought into the house for cataloguing and display.

Trevor has a vast collection and has made a significant contribution with his books. No wonder he calls himself a Ryknologist

Library News:

Donations

From Rod Thomas

- Photograph of the Masonite plane.
- Photographs of Masonite Paint -Stipers and Groover.
- Photographs Masonite Paint-Striper Box.
- Masonite advertisement from Building Costs 1947.
- Instruction leaflet for Masonite Paint -Stiper.

From C.R.Miller

- C.R.Miller Woodworking Planes Catalogue 1997

From Bob Crosbie

- Photocopy Stanley Tool Guide Stanley Works UK 1951

Acquisitions

- Hasluck, P. Window Blinds. Cassell & Co. London 1907
- Hardy, E. Bevels and Cuts. Cassell & Co. London 1912

Periodicals Received

Tools and Trades History Society

- Newsletter Summer 1999

-Journal Volume 11

Hand Tool Preservation Association of Australia Inc.

- The Tool Chest Vol. 11 No. 3 Issue 53 August 1999

-Robert Sorby and Sons

History written by the Company and published by HTPAA

Hand Tool Preservation Society of Western Australia.

- Newsletters

Directory.

The Traditional Tools Group Inc. TTTG
P.O. Box 240 Grosvenor Place
Sydney N.S.W. 1220

Tools and Trades History Society. (TATHS.)
The Administrator TATHS
60 Swanley Lane,
Swanley, Kent, BR8 7JG United Kingdom.

Hand Tool Preservation Association Australia. Inc.
(HTPAA.)
P.O. Box 1163 Carlton Victoria 3053

Hand Tool Preservation Society of Western Australia.
(HTPSWA)
8 Belham Street, Bayswater Western Australia 6053

Vaucluse House Exhibition.

Vaucluse House, a property of the Historic Houses Trust of New South Wales, is currently undertaking a conjectural reconstruction of the kitchen garden as it might have appeared when the Wentworths occupied the site in the nineteenth century. This carefully researched interpretation will be the focus of a public programme on 25th and 26th March 2000. As part of this weekend, we hope to have a small display of traditional nineteenth century garden tools.

If you would like to lend some of your nineteenth century tools for this display, which will run from about February to June 2000, please contact the Curator of Vaucluse House, Suzanne Bravery, on 9388 7922

CLASSIFIED ADVERTISEMENTS.

WANTED.

Spiers or Mathieson Thumb plane, Chariot plane,
and any Gunmetal planes by Spiers and Mathieson.
Jim Black 0351 825561

Any unusual tools or ephemera relating to
Alex. Mathieson and Sons of Glasgow & Edinburgh.
Also Needlework tools, especially unusual scissors.
Contact: John McDonald 02 62886142
Or write to : P.O. Box 13 Duffy A.C.T. 2611.

Record Lever Cap for Number 7 Try Plane
Shoulder Plane by Spiers or Mathieson
Condition and price to the editor TTTG. 0298697487

Copy;
George Ellis
"Modern Practical Joinery" June 1902
W P Matthews
Practical Cabinet Making
Caxton London 1954 (3 Volumes)
Woodworker Annuals.
Condition and price to the editor TTTG. 0298697487

PLANE IRONS.

Parallel Irons by Mathieson, Spiers, Norris etc
Price and condition to Fred C/- The Editor TTTG

Advertisement Request.

RATES:

Non Commercial Advertisements are free.
Commercial advertisements;
50c per line, Quarter page \$10, Half page \$15, Full page \$20
First commercial advertisement is free.

Terms: book three placements to receive first placement free.
Layout and artwork to be supplied by advertiser.
Advertisers will be invoiced after first placement.

To place an advertisement

Please provide the following details:

NAME:

ADDRESS:

PHONE/FAX:


Tick type of advertisement
For Sale Wanted

Print the required line advertisement below

.....
.....
.....
.....
.....

MAIL THE COMPLETED FORM TO

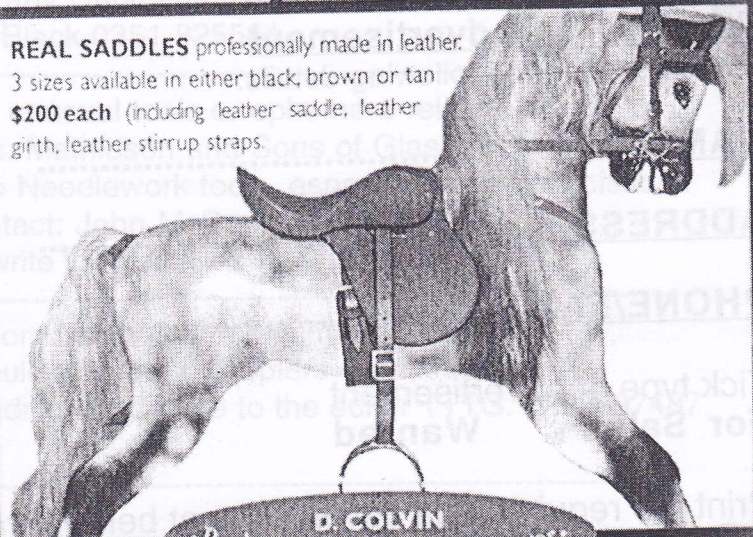
Newsletter Sub-Committee TTTG Inc.
P.O. Box 240 Grosvenor Place,
Sydney N.S.W. 1220



Real Rocking Horse Saddles

AND ACCESSORIES

REAL SADDLES professionally made in leather.
3 sizes available in either black, brown or tan
\$200 each (including leather saddle, leather
girth, leather stirrup straps.



D. COLVIN
Rocking Horse Maker & Restorer

Also available all accessories for wooden rocking horse: Manes, Tails, Saddles,
Saddle Cloth, Stirrups, Clamps etc. Call us for a price list or order by mail

• All items + postage and packaging •

12 Dunkirk Avenue, Kingsgrove NSW 2208

Tel: (02) 9787 1774 Fax: (02) 9787 5574

Tools of Trade

- Always Buying & Selling Old & Used Handtools
- Extensive Range of New Tool Reference Books, Catalogue Reprints, & Select Old Titles
- Appraisals of Single Tools or Whole Collections
- Regular Tool Sales - Notices Sent on Request
- Evening Classes in Tool Appreciation & Restoration
- Estate Disposals - Discretion Assured
- Visits by Appointment - Phone John McDonald

ASK FOR A FREE BOOKLIST

Tools of Trade

PO Box 13

Duffy ACT 2611

Phone/Fax (02) 62886142

SPECIAL OFFER

"I or the Smithy"

1912 McPherson Catalogue - 48 pages

\$10.00 Post free in Australia

ACN 000 007 285

CHAS. E. SKINNER PTY. LTD

WOODWORKING MACHINERY



OVERHAULING & REPAIRS

- ★ To Light Woodworking Machinery.
- ★ Saws, Band, Circular, Dado, Chain Mortising Equipment
- ★ Renewing Ball Bearings
- ★ Renewing Bandsaw Rubbers, Respraying Etc

17 COOLAWIN ROAD,

NORTHBRIDGE, 2063

(02) 9958 5170



**BUY
SELL
VALUE**

We buy and sell more antique and used woodworking tools than anybody else in Australia.

Once a year we run an international tool auction with a fully illustrated auction catalogue and easy absentee bidding facility for interstate and overseas bidders. If you want to participate just write to us and we'll include you in the mailing list.

We are always buying good quality tools, single items or whole collections from woodworking and other trades like coopers, pattern makers, shipwrights, wheelwrights, coach-makers, cabinet makers, carpenters etc. Don't just give them away. Ask for our price first.

<http://www.hansbrunnertools.gil.com.au>



Hans Brunner Tool Auctions

131 Lansdowne Way
Chuwar Qld 4306

Phone: 07 3281 0280

Fax: 07 3281 4261

Email: hbrunner@gil.com.au

<http://www.hansbrunnertools.gil.com.au>

HANS BRUNNER TOOLS