

NEWS 177



September 2023

www.tttg.org.au

ISSN 2206-1606

*Cover illustration: Johnson & Johnson print advertisement (1959):
section showing image by John Philip Falter*

3	The Shooting Board
5	1960's Power Tools in Australia
21	Handles for Stanley Planes
22	More Sidchrome Gold
23	A Parting Tip for the Little Stuff
24	Whatever Happened to
27	The Next TTTG "Real Skills" Workshop
28	TTTG Members and Friends Tool Sale: 03 December 2023
29	KAVTAK Tools (advertisement)
30	TTTG Fees, Contacts, Publications & Member Meetings

TTTG Meetings and Events:

For details about Meetings, Workshops, and
Members and Friends Sales

Please visit our website:

www.tttg.org.au

The Shooting Board


by Michael Williams

Those of our readers who have attended one or more of TTTG “Real skills” workshops will be aware that TTTG stresses the fact that in many if not all cases, it is not necessary to purchase expensive jigs and equipment to achieve a highly satisfactory result. That chestnut, the accurate cutting of dovetail joints is a case-in-point where a plethora of commercial jigs of varying expense are available to do a task which can be accomplished with a number of basic tools and a knowledge and practice of technique.

One operation, the shooting or planning of a joint into a perfect right angle or 45 degree angle is an example where simple planning might be adequate for rough work but with the use of a simple home-made jig and a few tips on technique, a perfect result can be achieved. On the other hand, you can spend hundreds (if not thousands) on commercial equipment to achieve the same result.

The table saw if set up correctly with a good blade can produce an accurate crosscut at any desired angle but often the cut needs to be slightly trimmed in order to fit. Also, how many hobby home workshops have a reasonable table saw? The lucky ones of us may have a Triton work bench or similar but final trimming is still often required.

Enter the Shooting Board, a staple jig of just about all workshops where a degree of hand finishing is the norm. Here again, one can spend a fortune on commercially



made jigs such as the Stanley Shooting Board and Plane. It is no longer made but as a collectable item, can command a hefty price tag. Sometimes you can find a Stanley Shooting Board without its plane, and you might then be tempted to buy a Veritas

specialist Shooting Board Plane for several hundred dollars which is designed to work with the Stanley Shooting Board (as well as a home-made shooting board).

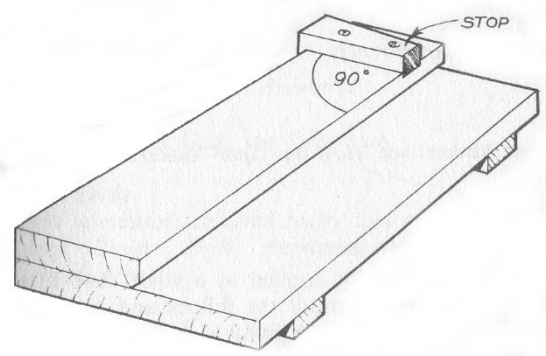


On the other hand, you could save your dollars, make your own shooting board, and use something like a Stanley #6 as the shooting plane.

I don't own a Stanley #6, but I find that my Stanley #5½ works well in this task. It is obvious that the sides of the plane that you use must be a perfect right angle to the base and this is why my #5½ is a good performer.

My 5½ is an English manufactured Stanley and the casting is heavier than the American or Canadian manufactured ones and the sides have maintained their squareness to the base. My #5 is an American manufactured one and although a lighter casting and a pleasure to use for general work, the sides wander slightly out of truth from front to back. It is also imperative that the blade edge of the plane is straight and also at a right angle and for this reason, I use a simple Eclipse honing guide when sharpening my shooting plane blade. The Eclipse guides can be sourced from markets or the TTTG tool sales for just a few dollars.

Pictured here is a sketch of a traditional type of shooting board made from pine or other timber. To ensure that such wide boards do not cup or warp, the original shooting boards had two cleats across the bottom but these days, if the board is made of good quality ½ inch ply, this is unnecessary. You can see also that there is a very small longitudinal chamfer on the lower edge of the top board which is designed to ensure that chips or dust does not prevent the plane from riding tightly along the edge. I'm not sure whether this is entirely necessary as a quick puff can clear the edge if required and I have not seen any recent designs of shooting boards with this feature.



Pictured is my shooting board, made to a Fine Woodworking magazine design. (Issue 258, Winter 2016/2017) and as you can see, it also has the capability to shoot mitres as well. The red knob tightens down the fence and allows a little bit of play to ensure that the fence is exactly at right angles to the plane slide. I'm not sure how necessary this is as I haven't needed to true up the fence ever but maybe if I used the jig continuously, things might be different. It does have a cleat along the front edge which is not visible in the photo, and this is merely to drop into my bench vice or just to act as a bench hook elsewhere along the bench.

If TTTG members want to make something similar, I am sure that myself or anyone else who subscribes to Fine Woodworking could give them the details and if they came along to one of the workshops, they would learn any tips and tricks required to optimise the jig's use.

Send your comments to the Editor at reprotun@bigpond.com

1960'S POWER TOOLS IN AUSTRALIA

by John Deeble

Power tools appear to have been first introduced in industry around 1920. Early examples were drills produced by Fein, Metabo in Germany and B&D in the US. B&D is credited with producing the first truly portable electric drill.

By the 1950's a wide range of portable power tools was available, including in Australia. McPhersons appears to have been one of the main suppliers at that time. Pricing would have limited use to industrial rather than home workshop use.

The following companies appear to have been recognised suppliers by the 1960's. While many items were specifically for industrial use, a number of firms began to introduce power tools for the home workshop market. A number of international suppliers had established manufacturing facilities in Australia along with a number of Australian manufacturers.

Japanese manufacturers such as Makita and Towa (later Ryobi) do not appear to have entered the Australian Market until the early 1970's. Makita had commenced production of electric planers in Japan in 1958.

Black and Decker (B&D)

During the last year of World War I, burgeoning overseas sales led the company to establish representatives in Canada, Great Britain, the Soviet Union, Australia, and Japan. Early items in Australia were manufactured in the UK and US.

In 1929 an Australian subsidiary was established in Sydney. Manufacturing operations were organized in Australia in 1956 when the company established an Australian facility in Croydon, Victoria. Items were of extremely high quality. Later manufacture saw a home range of equipment which eventually was of lower price and of a quality to match.

Black & Decker was well-established in Australia by the 1960's producing an extensive range of power tools.

The company continues today and has incorporated many other brands such as ELU, Porter Cable and DeWalt. For more information see <https://www.encyclopedia.com/social-sciences-and-law/economics-business-and-labor/businesses-and-occupations/black-decker-corp>

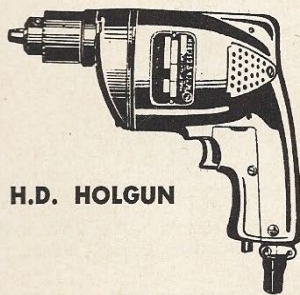
Black & Decker POWER TOOLS

INDUSTRIAL and AUTOMOTIVE



For many years, the Black and Decker trade mark has been a symbol of power tool endurance and efficiency.

This, plus the fact that every Black and Decker unit is backed by a first-class GUARANTEE and an after-sales service second to none, justifies expectation for long, trouble-free service from tools bearing the world-famous Black and Decker name.



1/4" H.D. HOLGUN

DRILLS (1/4" TO 1/2")

1/4" INDUSTRIAL HOLGUN

Cat. No.	HD345
Drilling capacity in Steel	1/4"
Drilling capacity in Hardwood	1/2"
No-load Speed (R.P.M.)	2,000
Weight	3 1/2 lbs.
Overall length	8"

1/4" SUPER DUTY HOLGUN


	Standard Model	Low Speed Model
Cat. No.	SD457	SD460
Drilling capacity in Steel	1/4"	1/4"
Drilling capacity in Hardwood	1/2"	1/2"
Standard Spindle Speed (No-load) R.P.M.	1,700	800
Weight	3 1/4 lbs.	3 1/2 lbs.
Overall length (in direction of Spindle)	7 1/4"	7 5/8"

1/2" SUPER DUTY DRILL

Cat. No.	SD40
Drilling capacity in Steel	1"
Drilling capacity in Hardwood	1"
No-load Speed (R.P.M.)	500
Weight	12 lbs.
Overall length	18 1/2"

1/2" HEAVY DUTY DRILL

Cat. No.	HD36
Drilling capacity in Steel	1 1/2"
Drilling capacity in Hardwood	1"
No-load Speed (R.P.M.)	400
Weight	10 3/4 lbs.
Overall length	13 3/4"



3/8" 2-SPEED H.D. DOUBLE INSULATED DRILL

1/4" SUPER DUTY DRILL

Cat. No.	SD32
Drilling capacity in Steel	1/4"
Drilling capacity in Hardwood	1/2"
Speed (No-load) R.P.M.	2,000
Weight	6 3/4 lbs.
Overall length	12 1/4"

1/2" HEAVY DUTY REVERSIBLE DRILL

Cat. No.	HD687
Drilling capacity in Steel	1 1/2"
Drilling capacity in Hardwood	1"
Drilling capacity in Masonry	3/4"
No-load Speed (R.P.M.)	600
Weight	7 1/2 lbs.
Overall length	13 1/4"

5/16" SUPER DUTY DRILL

3/8" HEAVY DUTY DRILL

	5/16" Drill	3/8" Drill
Cat. No.	SD360	HD490
Drilling capacity in Steel	5/8"	3/8"
Drilling capacity in Hardwood	5/8"	3/4"
No-load Speed (R.P.M.)	1,400	900
Weight	7 lbs.	7 1/2 lbs.
Overall length	12 3/8"	12 1/2"

DRILLS (5/8" TO 1 1/4")

5/8" SUPER DUTY DRILL

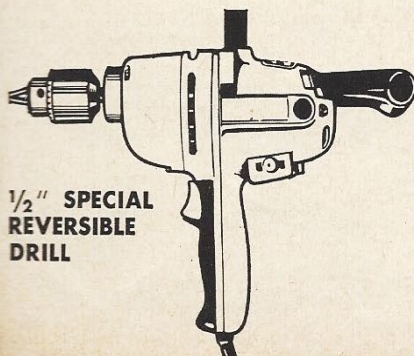
Cat. No.	SD42
Drilling capacity in Steel	5/8" to 3/8"
Drilling capacity in Hardwood	Up to 1 1/4"
No-load Speed (R.P.M.)	450
Weight	27 1/2 lbs.
Overall length	20"

3/8" SUPER DUTY DRILL

Cat. No.	SD362
Drilling capacity in Steel	3/8"
Drilling capacity in Hardwood	3/4"
No-load Speed (R.P.M.)	900
Weight	10 1/2 lbs.
Overall length	13 1/2"

5/8" HEAVY DUTY DRILL

Cat. No.	HD238
Drilling capacity in Steel	5/8" to 3/8"
Drilling capacity in Hardwood	1 1/2"
No-load Speed (R.P.M.)	300
Weight	17 lbs.
Overall length	18"



1/2" SPECIAL REVERSIBLE DRILL

3/8" SUPER DUTY (DOUBLE INSULATED) TWO-SPEED DRILL

Cat. No.	SD210D
Drilling capacity in Steel	3/8"
Drilling capacity in Hardwood	3/4"
No-load Speed (R.P.M.)	900/2,000
Weight	4 1/2 lbs.
Overall length	

3/4" SUPER DUTY DRILL

Cat. No.	SD45
Drilling capacity in Steel	3/4" to 3/4"
Drilling capacity in Hardwood	1 1/2"
No-load Speed (R.P.M.)	375
Weight	27 1/4 lbs.
Overall length	21"

SOURCE: McPhersons catalogue

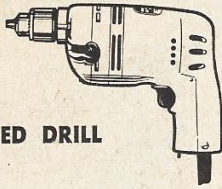
94



Black & Decker

General Duty and Home Duty Power Tools

3/8" TWO-SPEED DRILL



1/4" GENERAL DUTY DRILL
 Cat. No. GD3
 No-load Speed (R.P.M.) 3,000
 Input Amps 1.95

3/8" GENERAL DUTY DRILL

Cat. No. GD15
 No-load Speed (R.P.M.) 1,000
 Input Amps 1.65

3/8" TWO-SPEED GENERAL DUTY DRILL

Cat. No. GD15/25
 No-load Speed (R.P.M.):
 Low 900
 High 2,400
 Input Amps 2

1/2" GENERAL DUTY DRILL

Cat. No. GD21
 No-load Speed (R.P.M.) 600

GENERAL DUTY FINISHING SANDER

Cat. No. GD44
 No-load Speed (O.P.M.) 4,250
 Weight 5 1/2 lbs.
 Input Amps 1.5

6 1/2" GENERAL DUTY SAW

Cat. No. GD430
 No-load Speed (R.P.M.) 5,500
 Depth of Cut 2 1/8"
 Weight 11 lbs.

1/4" HOME DUTY DRILL

Cat. No. CP1
 Capacity:
 Steel 1/4"
 Hardwood 1/2"
 No-load Speed (R.P.M.) 2,500
 Weight 3 1/2 lbs.

5/16" HOME DUTY DRILL

Cat. No. CP2
 Capacity:
 Steel 3/8"
 Hardwood 5/8"
 No-load Speed (R.P.M.) 2,500
 Weight 3 1/2 lbs.

3/8" HOME DUTY DRILL

Cat. No. CP3
 Capacity:
 Steel 3/8"
 Hardwood 3/4"
 No-load Speed (R.P.M.) 900
 Weight 3 1/2 lbs.

3/8" HOME DUTY TWO-SPEED DRILL

Cat. No. CP4
 Capacity:
 Steel 3/8"
 Masonry 1/2"
 Hardwood 1"
 No-load Speed (R.P.M.):
 Low 900
 High 2,400
 Weight 4 1/2 lbs.

HOME DUTY FINISHING SANDER

Cat. No. CP141
 No-load Speed (O.P.M.) 4,300
 Paper Size 3 3/8" x 9"
 Weight 4 1/2 lbs.

HOME DUTY JIGSAW

Cat. No. CP151
 Capacity:
 Hardwood 1"
 Softwood 1 1/2"

HOME DUTY HEDGE TRIMMER

Cat. No. CP170
 Cutting Swath 13"
 Cutting Strokes per Min. 3,000
 Weight 5 lbs.

HOME DUTY ATTACHMENTS

SAW ATTACHMENT

For use with all drills and power units. 5" blade, cuts to 1 1/4" depth. Rips, bevels, angle-cuts, crosscuts. Depth fully adjustable. Complete with safety friction guard and fully adjustable rip fence.

SAW TABLE

Converts your 5" saw attachment to a fixed bench saw. 10" x 12" bench area. Drill or power unit with saw attachment fitted and removed in seconds. Gives ease and accuracy when handling small work.

SAW PROTRACTOR

Sets to any angle for completely accurate cross-cut guidance when power-sawing. Also useful for marking out work. Degrees clearly marked on engraved scale. In sturdy, long-lasting aluminium.

JIGSAW ATTACHMENT

Makes straight, curved and irregular cuts in wood, hardboard, plastic, etc., with perfect accuracy. Coarse and fine cutting blades available. Special blower keeps work free of saw-dust.

ORBITAL FINISH SANDER

Smooth orbital motion gives perfect surface finish for wood, metal, composition, plastic, etc., and cuts out tiring, inaccurate hand-sanding. Removes old paint and varnish. For use with all drills and power units.

DISC SANDER

For preparation of rough surfaces and removal of heavy paint, rust, etc., prior to finish sanding. 5" rubber pad. Sanding discs changed in seconds. Also takes lambswool pad for polishing.

VERTICAL DRILL STANDS


Accommodate all B. & D. drills and power units. Ensure perfect right-angle drilling, hole-sawing, etc. Can be adjusted to any drilling depth. Powerful spring retracts drill on release of hand lever.

HORIZONTAL DRILL STAND

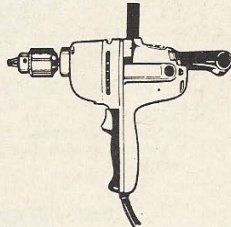
Converts B. & D. drills and power units to bench units for fixed work such as grinding, special disc sanding, etc. Screws or clamps to bench. Drill can be attached or detached in seconds.

OTHER UNITS

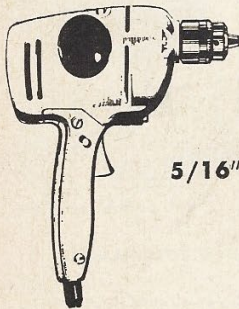
Other special attachments include hole saws (up to 4"), paint mixers, grinding wheels, wire brushes and lambswool pads for polishing glossy surfaces (wood, cars, etc.). Metal carrying boxes also available.



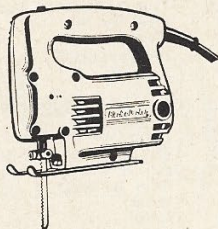
6 1/2" SAW



1/2" DRILL




5/16" DRILL



JIGSAW




SANDER



HEDGE TRIMMER

SOURCE: McPhersons catalogue

Industrial and Automotive Power Tools (cont.)




**IMPACT
WRENCHES**

No. 100 H.D. — Delivers 1,800 high-intensity impacts per minute. Cannot be stalled or overloaded.

No. 300 H.D. — Has the power, capacity and torque for heavy duty production, construction and repair work.

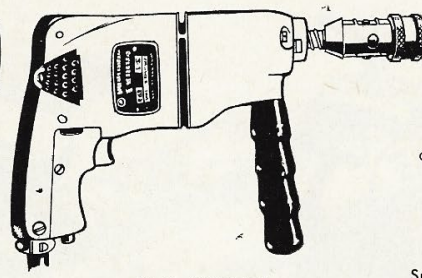

1 H.P. HEAVY DUTY ROUTER

This beautifully designed, direct-drive machine handles beading, grooving, routing, fluting, core-cutting, dovetailing, etc., leaving a smooth finish requiring little or no sanding.



**INDUSTRIAL VACUUM
CLEANERS**

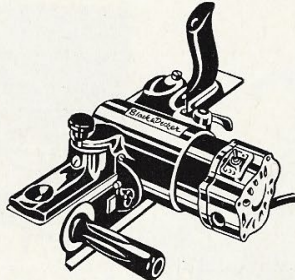
Available with 8 gal. or 13 gal. capacity steel or stainless steel tanks, these 2 1/4 H.P. No. 65 Model cleaners handle dry or wet cleaning as well as blowing operations. Compact in design and extremely manoeuvrable, they operate with equal speed, ease and efficiency in both confined and spacious areas. Large rubber tyred wheels make movement easy, even up and down stairways. All B. & D. Vacuum Cleaner Attachments can be used with these machines.



1/4" TAPPER

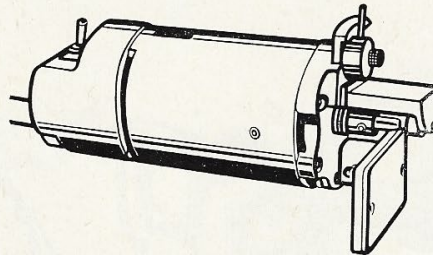
The latest, improved version of the popular B. & D. Tapgun. Automatic reversing mechanism backs tap out of threaded hole at high speed when operator pulls backward — no reversing switch needed. Tapping Chuck with two Collets and Removable Side Handle standard equipment.

1 H.P. POWER PLANE



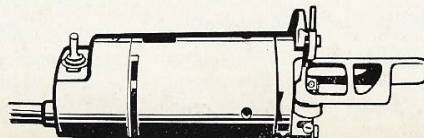
Direct drive, at cutting speeds up to 19,000 r.p.m., and other outstanding technical features, ensure first-class results from this high-speed production tool. It leaves an extremely smooth, level finish and handles with utmost ease and comfort.

LAMINATE TRIMMER

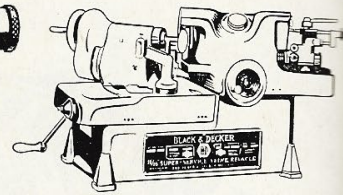


Built for heavy duty production work, this handy B. & D. Trimmer features ball-bearing construction throughout. Adjustments are precise and simple to make.

PORTABLE SHAPER



A high-speed unit, quick and easy to adjust and operate. Performs extremely smooth cuts, usually requiring no finish sanding. Operator has unhindered visibility of cutter and working surfaces at all times.

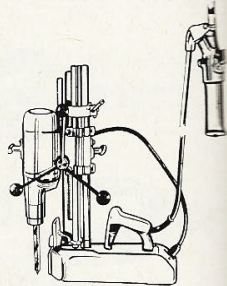


VALVE MASTER REFACER

Supplied only as wet grinding refacer. Has independent drives to grinding wheel and collet spindle; Nickel Chrome Iron Bearings support work table for fingertip control; new fed combines screw-feed precision with lever-feed speed. Rigid base.


**1 1/4" H.D. TWO-SPEED
MAGNETIC DRILL
PRESS**


This portable outfit combines the accuracy of a stationary drill press, and the versatility of two separate drills. It magnetically seats itself on a ferrous metal thickness of 1/2" or more, and may be remote or hand-lever controlled. Motor rotation can be reversed with equal power in both directions.




Wolf

Another well-established power tool supplier from the UK producing a wide range of industrial tools. By the early 1960's they had commenced production of a home workshop drill and various attachments. By the late 1960's they had introduced a range of double insulated power tools greatly improving safety.


102 



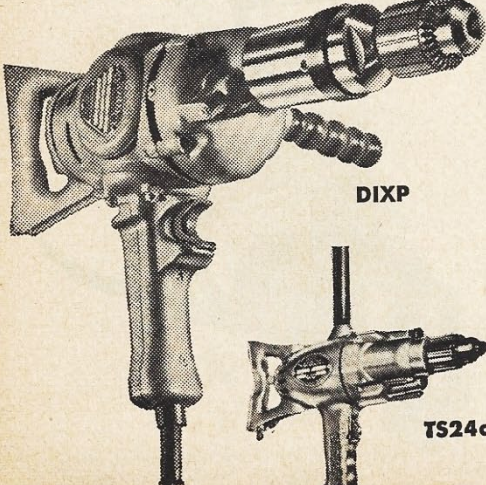
EG2




OK2



DIX4



DIXP



TS24c

WOLF "SAPPHIRE" ALL-INSULATED HEAVY DUTY "KOIMUL" PRODUCTION DRILLS

Type No.	Capacity in Steel	No Load R.P.M.	Net Weight
"Sapphire" AIK2c	1/4"	2750	4 lb. 6 oz.
"Sapphire" AIK17c	5/16"	1500	4 lb. 15 oz.
"Sapphire" AIK3c	3/8"	1150	5 lb.

WOLF "OK" RANGE OF MAINTENANCE & TRADESMEN'S "KOIMUL" DRILLS

Type No.	Capacity in Steel	No Load R.P.M.	Net Weight
"Koimul" OK2c	1/4"	2800	3 lb. 3 oz.
"Koimul" OK3c	3/8"	850	4 lb. 3 oz.
"Koimul" OKOD (Two speed)	3/8"	Fast speed 2900 Slow speed 900	4 lb. 6 oz.

WOLF "E.G." RANGE, ALL BALL-BEARING PRODUCTION DRILLS

Type No.	Capacity in Steel	No Load R.P.M.	Net Weight
EG2c	1/4"	2800	4 lb. 6 oz.
EG23c	5/16"	1550	4 lb. 14 oz.
EG3c	3/8"	800	5 lb. 1 oz.

WOLF "HEAVY DUTY" RANGE 1/2" & OVER DRILLS FOR EXTRA HEAVY DUTY — ALL PURPOSE

Drills 1/2" and over can be supplied with Morse Taper.

Type No.	Capacity in Steel	No Load R.P.M.	Net Weight
DIX4c (Double Insulated)	1/2"	650	11 lb.
DIX24c (Double Insulated) (Two speed)	1/2"	Fast speed 1700 Slow speed 650	12 1/2 lb.
WD5c	5/8"	560	17 1/2 lb.
WD6c	3/4"	440	18 lb.
NW8 Morse Taper	1"	380	28 1/2 lb.
NW10 Morse Taper	1 1/4"	280	28 1/2 lb.

WOLF PERCUSSION DRILLS WITH OUTSTANDING PENETRATION IN GRANITE, CONCRETE, BRICK OR STONE


Type No.	Capacity	Percussions per min.	Net Weight
GXP	3/8" in granite or concrete	18,600	7 lb.
DIXP "Koimul" (Double Insulated)	3/4" in granite or concrete	13,200	12 1/2 lb.

WOLF "GENERAL DUTY" RANGE OF 1/2" AND 5/8" DRILLS FOR MAINTENANCE AND TRADESMEN

Type No.	Capacity in Steel	R.P.M.	Net Weight
5D4c	1/2"	715	10 lb.
TS24c (Two speed)	1/2"	Fast speed 1700 Slow speed 660	11 3/4 lb.
TS35c (Two speed)	5/8"	Fast speed 1350 Slow speed 550	11 3/4 lb.

SOURCE: McPhersons catalogue

Wolf PORTABLE ELECTRIC DRILLS



SPECIFICATIONS

	EG2C	EJ3C	WD2C	WD3C
Drilling capacity in steel ..	1/4"	3/8"	1/4"	3/8"
Drilling capacity in hardwood ..	1/2"	5/8"	5/8"	1"
Spindle speed running light ..	2,800	740	2,400	1,100
	r.p.m.	r.p.m.	r.p.m.	r.p.m.
	SD4C	WD4C	WD6C	
Drilling capacity in steel ..	1/2"	1/2"	3/4"	
Drilling capacity in hardwood ..	1"	1"	2"	
Spindle speed running light ..	715	690	440	
	r.p.m.	r.p.m.	r.p.m.	

Each machine supplied complete with Starting Switch, 3-Key Chuck, WD4C and WD6C Spade and Tubular Handle, SD4C Tubular Handle. WD4, WD5 and WD6 can be supplied with Morse Taper Spindle.

T218—1/2" GENERAL DUTY TWO-SPEED DRILLS, TYPES TS24C, TS24

Instantaneous speed changing is effected with simple push/plunger. The gears are in constant mesh, thus ensuring perfect power transmission.

	TS24C Keyed Chuck Model	TS24 Morse Taper Model
Drilling capacity in steel:		
Low Speed ..	1/2"	35/64"
High Speed ..	1/4"	1/4"
Drilling capacity in hardwood:		
Low Speed ..	1"	1"
High Speed ..	5/8"	5/8"
Spindle speed running light:		
High Speed ..	1,700 r.p.m.	1,700 r.p.m.
Low Speed ..	660 r.p.m.	660 r.p.m.

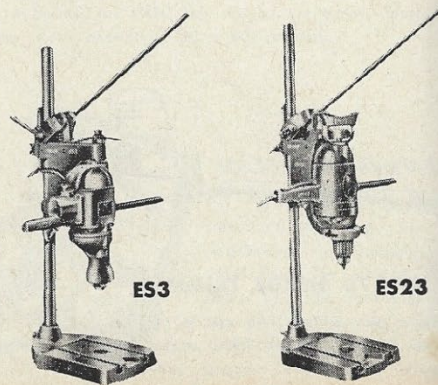
SPECIFICATIONS

	NW8	NW10
Drilling capacity in steel ..	1"	1 1/4"
Drilling capacity in hardwood ..	2 1/2"	3"
Spindle speed running light ..	380 r.p.m.	280 r.p.m.

Drill spindle bored to No. 3 Morse Taper

BENCH STANDS

Model	Depth of Feed	Overall Height	Table Area	Suits Drill
ES1	3"	22"	8" x 8"	E62C, EJ3C
ES14	3"	24 1/2"	8" x 8"	WD2C, WD3C, WD4C
ES23	4"	39"	9" x 9"	WD4C, WD6C
ES3	4"	30"	10" x 10"	NW8, NW10
ES4	Adjustable	40"	Girder Clamp Base	All models




SOURCE: McPhersons catalogue


Bosch/Lesto


Another well-known supplier manufacturing industrial quality tools in Germany and Switzerland (Lesto).


The range of tools available in the 1960's was all industrial quality tools. Much later Bosch began to produce a home workshop range of power tools.


BOSCH and LESTO  **DOUBLE INSULATED**  **129**


INDUSTRIAL POWER TOOLS


F506  **F506—3/8" TWO-SPEED DRILL**
No. 8105
Capacity in steel. 280 watts, 420 R.P.M. or 1,250 R.P.M. full load. Weight 5 1/2 lbs.


F506A  **F506A—1/2" SINGLE-SPEED DRILL**
No. 1101
Capacity to 5/8" in steel. 450 watts. 500 R.P.M. full load. Weight 6 1/2 lbs.

F506B  **F506B—5/8" TWO-SPEED DRILL**
No. 1102
Capacity in steel. 450 watts. 370 R.P.M. or 1,170 R.P.M. full load. Weight 8 lbs.

F506C  **F506C—7/8" TWO-SPEED DRILL**
No. 1103
Capacity in steel. 600 watts. 300 R.P.M. or 600 R.P.M. full load.

F506D  **F506D—3/8" SINGLE SPEED IMPACT DRILL**
No. 8170
5/8" capacity in brick or masonry using masonry drill. 3/8" capacity in steel when used as a drill. 280 watt. 700 R.P.M. full load, 7,000 strikes per minute.

F506E  **F506E—3 1/2" TWO-SPEED IMPACT DRILL**
No. 1170
Capacity in concrete using core cutting insert and impact — or when used as drill 5/8" capacity in steel.
Speeds: 780 R.P.M. full load.
420 R.P.M. full load.


F507  **F507—DRILL STAND**
Standard or precision vertical drill stands available to suit drills Nos. 1101.2.3 and 1170.

ACCESSORIES
Angle drive, heads and other attachments available on request.


SOURCE: McPhersons catalogue

Metabo


Another German supplier of industrial quality power tools. They have introduced a number of innovations over the years including electronic speed control and the safety clutch.


121

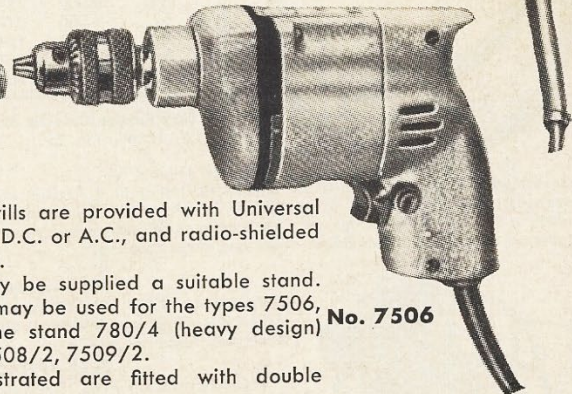
F470—METABO ELECTRIC DRILLS



No. 5715



No. 7513



No. 7506

Metabo Electric Drills are provided with Universal Motor for use with D.C. or A.C., and radio-shielded with 9 feet of cable. For every drill may be supplied a suitable stand. The stand 780/3 may be used for the types 7506, 7508, 7508/2, the stand 780/4 (heavy design) for 7506, 7508, 7508/2, 7509/2. All machines illustrated are fitted with double insulation.

Types	7506	7508	7508/2	7509/2	7510	7513	7513/2	7515	7518/2	7519	7523/2
Drilling capacity in steel, in. . .	1/4"	5/16"	5/16"	3/8"	3/8"	1/2"	1/2"	5/8"	3/4"	3/4"	7/8"
Drilling capacity in wood, in. . .	5/16"	15/32"	5/8"	45/64"	45/64"	23/32"	23/32"	1 1/8"	1 1/8"	1 1/8"	1 3/4"
Full load consumption in watts	220	300	300	300	310	370	370	370	450	570	570
R.P.M. free	2300	1300	800/3100	800/2300	940	700	320/700	600	430/860	570	400/700
R.P.M., drilling	1700	800	500/2100	500/1500	540	400	190/450	350	250/500	320	220/360
Weight approx., lbs.	4 1/4	4 3/4	5	5 1/2	8	9 1/4	10 1/4	13 1/2	11	16 3/4	18 3/4
	780/3	780/3	780/3					782			
Stands, Nr.	780/4	780/4	780/4	780/4	782	782	782	783/2	783/2	788/1	788/1

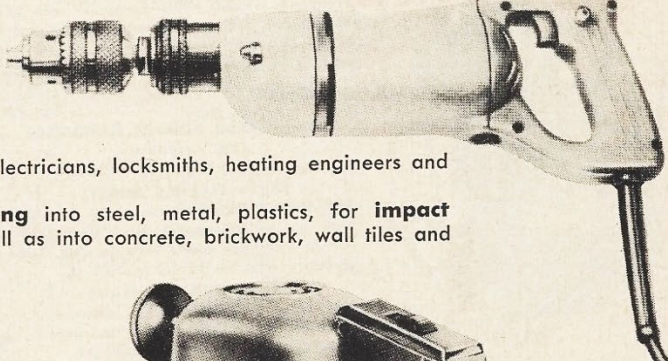
METABO IMPACT DRILLING MACHINES


now equipped also with two speeds having a larger speed range

Indispensable for gas fitters, water works, electricians, locksmiths, heating engineers and in the building trade.

For universal use for **conventional drilling** into steel, metal, plastics, for **impact drilling** of natural and artificial stone as well as into concrete, brickwork, wall tiles and similar material.

Impact drilling mechanism is finely adjustable:





Metabo Oscillating Sanders

Sanders are used wherever superfine finishes are required. Each can be supplied for optional use with single phase A.C. motor or three-phase current motor and is double-insulated.

	6110 W	6122 W
Sanding Plate	3 3/4" x 6 3/4"	4 3/8" x 8 1/4"
Rotary oscillations	2800 r.p.m.	2800 r.p.m.

SOURCE: McPhersons catalogue

Sher

This company is credited with producing the first Australian made portable electric drill and began production for the WW2 war effort. In 1951 Sher manufactured a small plastic double insulated drill which was not well accepted by the Australian market. Their first 2 speed 1/2 inch drill was produced in 1957. In 1967 the company became part of the American Skil power tool company.

SHER PORTABLE ELECTRIC TOOLS



F358—DUAL SPEED DRILLS

Mastermatic

Available with 5/16" or 3/8" Screw-on Chuck)
 Drilling capacity in steel 3/8" diam.
 Drilling capacity in hardwood 1" diam.
 No-load speed (R.P.M.) 900/2,200
 Input at full load (watts) 410
 Weight (lbs.) 4 1/2

3/8" Dual Speed Safetymatic

Drilling capacity in steel 3/8" diam.
 Drilling capacity in hardwood 1" diam.
 No-load speeds (R.P.M.) 900/2,000
 Input at full load (watts) 330
 Weight 5 lbs. 10 ozs.

3/8" Powermatic

Drilling capacity in steel 3/8" diam.
 Drilling capacity in hardwood 1" diam.
 No-load speeds (R.P.M.) 750/2,000 or 750/3,000
 Input at full load (watts) 400
 Weight (lbs.) 8 1/2
 (Fitted with screw-on chuck)

1/2" Shermatic

Drilling capacity in steel 1/2" diam.
 Drilling capacity in hardwood 1" diam.
 No-load speeds (R.P.M.) 750/2,000
 Input at full load (watts) 460
 Weight (lbs.) 9
 (Also available with screw-on chuck at slight extra cost)

1/2" Heavy Duty

Drilling capacity in steel 1/2" diam.
 Drilling capacity in hardwood 1 1/4" diam.
 No-load speed (R.P.M.) 500/1,000
 Input at full load (watts) 650
 Weight (lbs.) 15

5/8" Heavy Duty

Drilling capacity in steel 5/8" diam.
 Drilling capacity in hardwood 1 1/4" diam.
 No-load speed (R.P.M.) 370/750
 Input at full load (watts) 650
 Weight (lbs.) 15 1/2

F359—DOUBLE INSULATED DRILLS

Safetymate

(Available in 1/4", 5/16", or 3/8" capacity)
 Drilling capacity in steel 1/4", 5/16", or 3/8" diam.
 Drilling capacity in hardwood 1" diam.
 No-load speed (R.P.M.)

1/4" and 5/16" 1,800
 3/8" 900
 Input at full load (watts) 330
 Weight 4 lbs. 11 ozs.

3/8" Dual Speed Safetymatic


Drilling capacity in steel 3/8" diam.
 Drilling capacity in hardwood 1" diam.
 No-load speeds (R.P.M.) 900/2,000
 Input at full load (watts) 330
 Weight 5 lbs. 10 ozs.

1/2" Shermatic


Drilling capacity in steel 1/2" diam.
 Drilling capacity in hardwood 1" diam.
 No-load speeds (R.P.M.) 750/2,000
 Input at full load (watts) 460
 Weight 8 lbs. 12 ozs.
 Fits vertical drill stand type 25.

Heavy Duty Drills


CAPACITY	1/4"	1/4" Slow Speed	5/16"	5/16" Slow Speed	3/8"	1/2" Utility
Capacity (in Steel)	1/4"	1/4"	5/16"	5/16"	3/8"	1/2"
Capacity (in Wood)	3/4"	3/4"	3/4"	3/4"	3/4"	1"
No-load Speed (R.P.M.)	2,000	1,400	1,800	800	900	750
Input at full load (watts)	460	460	460	460	460	460
Weight (lbs.)	6 1/2	6 1/2	6 3/4	6 3/4	7 3/4	8 1/4
Stand	S	S	S	S	S	S



F358—
3/8" POWERMATIC



F359—
3/8" DOUBLE INSULATED SAFETYMATE



F360—
1/2" DOUBLE INSULATED SHERMATIC

SOURCE: McPhersons catalogue


Skil

Produced a range of Industrial quality and home workshop power tools. Home workshop tools were often of cheaper construction.

108 SKIL JIGSAWS, SAWS, ROUTERS AND SANDERS

SKIL MODEL 160, HEAVY DUTY JIGSAW

Has two speeds—low speed for cutting wood, plastic, compositions. Makes every type of cut, including full 45° left or right, bevels in 2" stock. Heavy duty construction throughout, for accurate, continuous use. Exclusive 3-position foot adjustment for splinter-free cutting. Has orbital blade action, dual, counter balanced gears and sawdust blower.

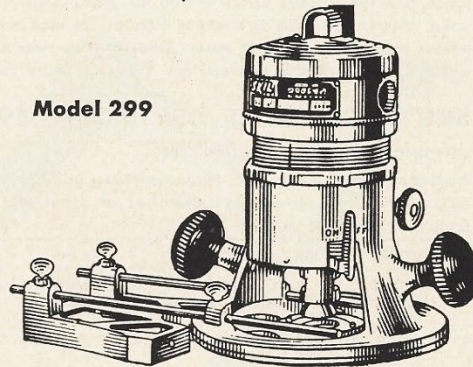


Model 160

BLADES FOR MODEL 160 SKIL JIGSAW

Use for these materials and cuts	Part No.	Teeth per inch
Thick metals (1/4" to 1/2")	24084	10
Thin metals (3/16" to 1/4")	24085	14
Thin metals (1/8" to 3/16")	24086	18
Thin metals (less than 1/8")	24087	32
Thick wood compositions (3/8" or thicker)	22644	6
	22652	6
	22650	6
	22651	6
	24088	6
Thin wood compositions (1/2" or under) ..	22649	10
	22645	10
	24089	10

Model 299




SKIL MODEL 229, 1 3/4 H.P. ROUTER

Features extra powerful, full 1 3/4 horsepower motor for extra smooth cuts, conveniently located handles allow easy control, precision cutting; "thumb reach" switch lever provides instant power control. Die cast aluminium alloy casting minimises weight yet provides great strength. Has simple adjusting ring that maintains accurate depth control.

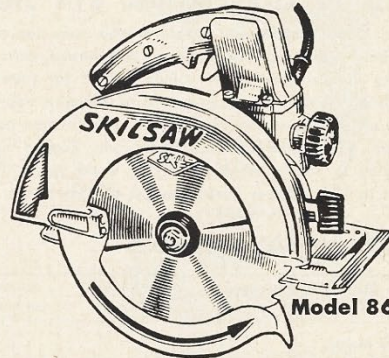
FULL RANGE OF ACCESSORIES AVAILABLE.

SKIL MODEL 595, 3" BELT SANDER

Extremely powerful and lightweight sander has fan driven dust pick-up unit as an integral part of the motor assembly (no hose or attachments to get in the way). Intake system draws sanding dust into bag for quick disposal; keeps work area clean. Heavy duty 2.75 amp super burnout protected motor maintains belt speed even under heavy surface pressure. Sands flush to vertical surfaces on woods, compositions, even metal with wide 3" belt that covers a 16 square inch platen. Self tensioning mechanism makes belt changes fast and with ease. Conveniently located control knob keeps belt centred on pulley.



Model 595



Model 860

SKIL MODEL 860, 10" SAW

SKIL Top Handle Super Duty Saws are built for day-in, day-out professional use. Model 860 has SKIL S.B.P. motors for super burnout protection even with frequent and excessive overloading. 'Vari-Torque' safety clutch, push button blade lock, excellent balance and many other features.


BLADES FOR MODEL 860 SKIL SAW

Part No.	Type	Arbor Size
380	Combination	3/4" Rd.
9763	Crosscut	3/4" Rd.
9764	Rip	3/4" Rd.


SOURCE: McPhersons catalogue

Stanley

Produced a wide range of industrial quality power tools which became less common in the later 1960's. They were early producers of a range of electric routers.



STANLEY POWER TOOLS




**F430—
H45**

F430—ROUTER

A powerful, high speed routing machine with threaded motor housing and base for controlled depth of cut, safety shaft locking button, protected brushes and recessed switch. Standard Equipment: H39 (1/2 h.p.) motor, GA-H74 1/4" Chuck, H13 Router Base, Wrench.

Specifications

No.	Speed R.P.M.	Motor Size Diam.	Length
H45	22,000	3 5/16"	7"




**F431—
H264**

F431—ROUTER

Standard Equipment: **H264** — H258 (7/8 h.p.) Motor, GA-H74 1/4" Chuck, GA-H279 Router Base, GA-H293 Router Light, MS1722 Bulb, Wrench. **H267** — H260 (1 1/4 h.p.) Motor, GA-H74 1/4" Chuck, GA-H279 Router Base, GA-H293 Router Light, MS1722 Bulb, Wrench.

Specifications

No.	Speed R.P.M.	Diam.	Motor Size	Length
H264	23,000	3 5/8"		7 1/4"
H267	27,000	3 5/8"		7 1/2"



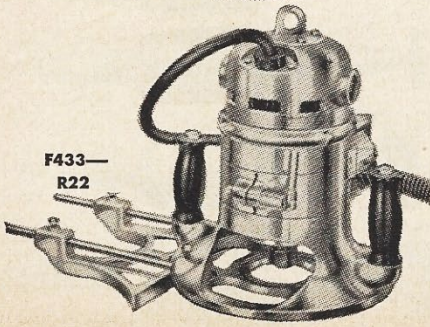
**F432—
R5B**

F432—ROUTER

R5B 1 h.p. Router. A heavy duty machine for continuous speed production routing. Standard Equipment: M1 (1 h.p.) Motor, GA-170 Router Base, GA-49 Router Guide, GA-182 Templet Guide (5/8" dia.), S-5803 Collet for 1/4" Shank Bits, S-6134 Collet for 1/2" Shank Bits, Adapter Wrench, Chuck Wrench.

Specifications

No.	Speed R.P.M.	H.P.	Motor Diam.	Length
R5B	18,000	1	3 7/8"	8 1/2"



**F433—
R22**

F433—ROUTER

R22 2 1/2 h.p. Router. A powerful, heavy duty production router. Standard Equipment: M2 (2 1/2 h.p.) Motor, GA-173 Router Base and Cord, Straight Gauge, Chuck Shell, S-8826 1/4" Collet, S-8829 1/2" Collet, Wrenches, S Templet Guide. For 230 V., M2 Motors specify GA-263 Base.

Specifications

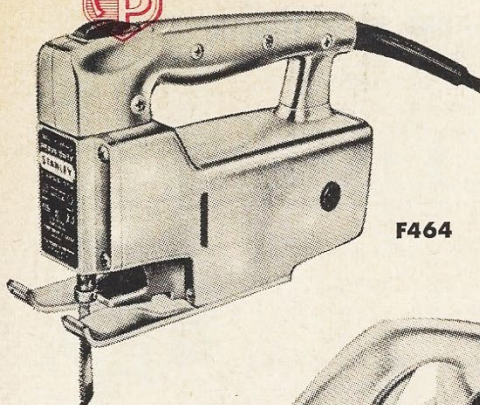
No.	Speed R.P.M.	H.P.	Motor Diam.	Length
R22	18,000	2 1/2	5 11/32"	10 3/8"

SOURCE: McPhersons catalogue

120



STANLEY POWER TOOLS



F464

F464—SABRE SAW, No. H76


Extra heavy duty saw for the professional. Standard equipment: 1 each blades: P-H6916 (flush), P-H7098 (right angle), P-H6913 (metal), P-H6928 (wood).

SPECIFICATIONS

No.	Max. Cut	Stroke	Strokes per Min.
H76	2 3/4"	5/8"	3,600



F466



F465

BELT SANDERS

F465—BELT SANDER, No. H493

A powerful new "lightweight" for the small cabinet shop, home workshop and all light industry. Designed for flush sanding with no special belt positions! Converts for "dustless" sanding by attaching GA-H333 Dust Collecting Attachment. Standard equipment: 1 medium sanding belt MS-H1899.

SPECIFICATIONS

No.	Belt Size	Idle Speed, SFFM	Overall		
			Length	Width	Height
H493	3" x 21"	850	11 1/2"	5 1/4"	7"



F467

F466—BELT SANDER, No. 494

A geared-tooth drive belt delivers full power to the broad 4" sanding belt. Standard equipment: 1 medium sanding belt MS-H1902.

SPECIFICATIONS


No.	Belt Size	Idle Speed, SFFM	Overall		
			Length	Width	Height
H494	4" x 24"	1,350	13 1/4"	6 3/8"	7 3/4"

F467—DUSTLESS BELT SANDER, No. 497

A heavy duty, 2-speed belt sander with built-in vacuum system which removes 90% of all fine dust. Dustless sanding keeps belts clean and sharp. The Dust Bag, which is standard equipment, empties from a side zipper which prevents clogging. Standard equipment: 1 medium sanding belt MS-H1902.

SPECIFICATIONS

No.	Belt Size	Idle Speed SFFM		Length	Width	Height	
		LO	H1			With Bag	W/o Bag
497	4" x 24"	1,100	1,200	13 1/4"	6 3/8"	14"	8 1/2"



F468

F468—BELT SANDER, No. H31

A heavy duty belt sander with positive non-slip drive, easy tracking adjustment, simple belt changing. Air cooled motor has sealed ball bearings. Trigger switch with locking button, carbide protective strips are inserted in housing to prevent belts cutting into housing. Standard equipment: 1 medium sanding belt MS-H1638.

SPECIFICATIONS

Belt Size	Idle Speed SFFM	Overall		
		Length	Width	Height
3" x 24"	1,600	13 1/2"	6"	7 1/2"

SOURCE: McPhersons catalogue

KBC/Lightburn

KBC was an early producer of Australian Power tools. While some items were heavy duty many were more suited to home workshop use. The company produced a wide range of accessories for home workshop use. KBC was eventually taken over by Lightburn, the producer of many cement mixers.

KBC power tools were manufactured by K Bowes & Co Ltd in South Australia. The company was founded in 1936. It appears that KBC entered the hardware market in 1948 with its first portable electric drill, designed for the cabinet maker and general handyman. The body of the drill was made from die-cast zinc alloy, and it had a unique removable front plate on the handle to allow the user easy access to the connection terminals.




SOURCE: Tom Lee and Berto Pandolfo <https://theconversation.com/powerful-and-ignored-the-history-of-the-electric-drill-in-australia-81473> see also <https://powertoolstudy.blogspot.com/p/other.html>

Desoutter


A UK manufacturer of the highest quality portable electric and pneumatic tools. All Desoutter power tools were of industrial quality and ideally suited to production line work.

126




DESOUTTER PNEUMATIC TOOLS


F487—PNEUMATIC DRILLS
T Series Drills has improved motor, delivers 50% more power from compact 4-bladed Tangential rotor. Pistol Grip contains automatic oiler, new silencer and variable direction air outlet.




F487




F488




F489




F490




F492




F493




F494




F495



F496



F497



Pistol Grip

F487—PNEUMATIC DRILLS

Type	Capacity	Speed R.P.M.	Lbs.	Weight	Oz.
T2/4000	1/4"	4,000	1		13
T2/3000	1/4"	3,000	1		13
T2/2000	1/4"	2,000	1		13
T3/2000	5/16"	2,000	2		2

F488—ROTOR DRILLS

Type	Capacity	Speed R.P.M.	Weight, Lbs.
R 2/45	1/4"	5,500	2 3/4
R 3/21	5/16"	2,800	2 3/4
R 3/15	5/16"	1,900	2 3/4
R 3/10	5/16"	1,370	3
R 5/15	3/8"	1,900	3 1/2
R 5/10	3/8"	1,370	3 1/2
R 5/75	3/8"	900	4

F489—SUPER ROTOR DRILLS

Type	Capacity	Speed R.P.M.	Weight, Lbs.
SR 5/33	3/8"	3,000	3 3/4
SR 5/21	3/8"	2,100	3 3/4
SR 5/10	3/8"	1,000	4
SR 6/10	1/2"	1,000	5 1/2
SR 6/50	1/2"	500	5 1/2
SR 6/35	1/2"	350	5 1/2

Note: SR6 fitted with Side Handle.

F490—REVERSIBLE IMPACT WRENCH—TYPE 2W/3
Features Instant Reverse Torque Limiter. Built-in Lubricator.

Capacity	Drive Shaft	Spindle Offset	Length	Lbs.	Weight	Ozs.
3/8"	1/2" Sq.	1 3/8"	7 5/8"	4		12

F491—TAPPERS (not illustrated)

Type	Tapping Speed, R.P.M.	Reversed Speed	Chuck Capacity	Weight, Lb.
R 16/75	900	1,800	1/4"	4 1/2
R 16/40	460	920	5/16"	4 1/2
R 16/25	315	630	3/16"	4 1/2

F492—CORNER NUT RUNNERS—Power and Super Atom Types

Type	Capacity	Speed, R.P.M.	Weight
P 201	5/16"	600	2 lb. 2 oz.
2SA/201	5/16"	300	2 lb. 8 oz.
2SA/201	5/16"	480	2 lb. 8 oz.

F493—NUT RUNNERS AND SCREWDRIVERS
Corner Nut Runner M149: Speed 400 R.P.M., weight 2 1/4 lbs.
Corner Screwdriver, Types M148 and M150, are similar, differing only by the tool head fitting.

F494—DIE GRINDERS
Die Grinders, Rotor Type and Super Rotor Types.

Type	Speed, R.P.M.	Spindle	Weight
R 11	16-18,000	1/4" Collet	2 lb.
SR11	16-18,000	1/4" Collet	3 1/4 lb.

F495—DIE GRINDERS

Type	Speed, R.P.M.	Wheel Size	Weight
R 11	16-18,000	2" x 3/8" x 3/8"	2 lb.
SR11	16-18,000	2" x 3/8" x 3/8"	3 1/4 lb.

F496—ROTOR SHEARS

Type	Capacity in Mild Steel	Cutting Speed Ft. Min.	Cutting Radius Ins.	Weight Lbs.
M5	20 S.W.G.	12	1	2 1/2
R37	14 S.W.G.	6	1 1/2	3 3/4

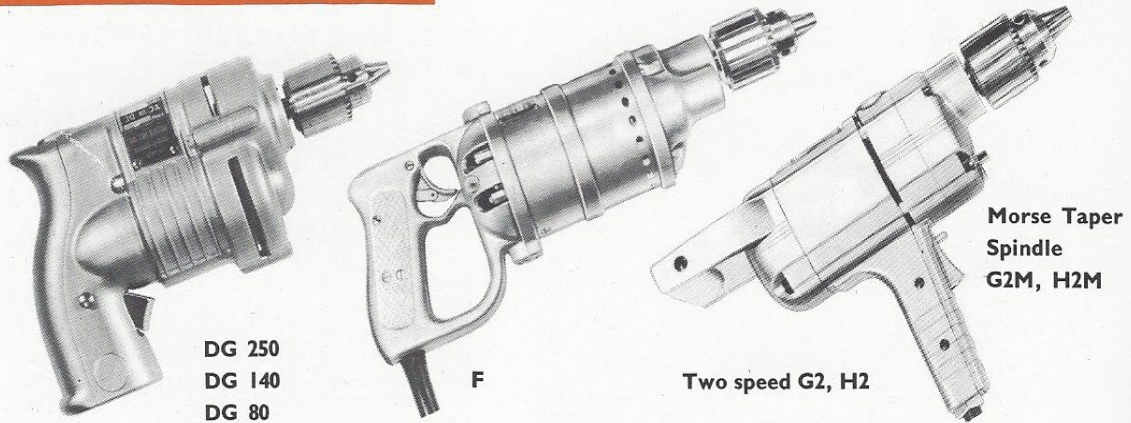
F497—SCREWDRIVERS AND NUT RUNNERS
M—Mighty Atom Types 2SA—Super Atom Types
ALL AVAILABLE IN STRAIGHT CASE OR PISTOL GRIP.

Type	Speed, R.P.M.	Wood Screws	Metal Screws	Weight Lb.	Oz.
M 228	2500	No. 6	3/16"	1	8
M 223	310	No. 14	5/16"	2	0
M 224	550	No. 12	1/4"	2	0
M 217	1000	No. 8	3/16"	2	0
2SA8/2000	2000	No. 6	3/16"	1	12
2SA8/1500	1500	No. 8	3/16"	1	12
2SA8/1000	1000	No. 8	3/16"	1	14
2SA8/500	500	No. 12	1/4"	2	0
2SA8/300	300	No. 14	5/16"	2	0

SOURCE: McPhersons catalogue

DESOUTTER


PORTABLE ELECTRIC TOOLS



SPECIFICATIONS	DG 250	DG 140	DG 80	F	G2	H2
Speed Running Light	2500	1400	800	1000	1200	1050
Drilling Capacity Steel	$\frac{1}{4}$ "	$\frac{1}{4}$ "	$\frac{5}{16}$ "	$\frac{3}{8}$ "	$\frac{1}{2}$ "	$\frac{5}{8}$ "
Drilling Capacity Wood	$\frac{1}{2}$ "	$\frac{1}{2}$ "	$\frac{5}{8}$ "	$\frac{3}{4}$ "	1"	1 $\frac{1}{4}$ "
Watts Input on Full Load	180	180	180	380	500	500
Weight	2 $\frac{1}{2}$ lbs.	2 $\frac{1}{2}$ lbs.	2 $\frac{1}{2}$ lbs.	7 $\frac{1}{2}$ lbs.	9 $\frac{1}{4}$ lbs.	10 $\frac{1}{4}$ lbs.

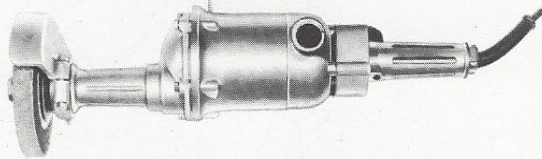
SCREWGUNS AND NUTRUNNERS

SPECIFICATION	SGR 140	SGR 80	SGR 45
Capacity Wood Screws	No. 8	No. 12	No. 14
Metal Screw and Nuts	$\frac{3}{16}$ "	$\frac{1}{4}$ "	$\frac{5}{16}$ "
Speed r.p.m.	1400	800	450
Watts input full load	180	180	180
Weight	2 lbs. 15 ozs.	3 lbs. 2 ozs.	3 lbs. 2 ozs.




SGR 140 SGR 80 SGR 45

6" PORTABLE ELECTRIC GRINDER HEAVY DUTY UA6



SPECIFICATION	UA 6
Free Speed	3500 r.p.m.
Watts input full load	900
Wheel	6" x 1" x $\frac{5}{8}$ " Bore
Nett Weight	15 $\frac{3}{4}$ lbs.

PET 200 ORBITAL SANDER



Sanding Surface 7 $\frac{1}{4}$ " x 3 $\frac{3}{8}$ "
 Paper Size 9" x 3 $\frac{5}{16}$ "
 Oscillations per Min. 3450
 Diameter of Orbit $\frac{3}{16}$ "
 Weight 7 $\frac{1}{2}$ lbs.

SOURCE: Desoutter catalogue

Jamec (Jamec-Pem)

A lesser known Australian manufacturer of power tools, Jamec have been manufacturing in Australia for over 90 years. The main electric power tool appears to have been an electric drill with a threaded collar to accept a wide range of specialist attachments. Similar or the same attachments could be fitted to air tools manufactured by the company. These attachments were mostly suited to sheet-metal fabrication.

The company history refers to air tools being manufactured for the aircraft industry during WW2.

The company is now known as Jamec-Pem and manufactures, airline fittings, valves and regulators, blow guns, hose reels and industrial fastener kits. Air tools on offer appear to be manufactured by other suppliers. The company is located in Melbourne.

JAMEC ELECTRIC TOOLS **THOMAS McPHERSON & SON PTY. LTD.** **151**

No. 550D. 1/4" H.D. Drill, 2,400 r.p.m. 500 watts. Power unit operates all tools.

No. 550W. 4" Wire Brush, 2,400 r.p.m.

No. 558. 14 Gauge Metal Shear.

No. 559. 6" Saw.

You can buy the 550D Drill first. You can buy workheads as you require them, thus build any combination of tools to suit your requirements.

No. 550G. 15,000 r.p.m., 2" Grinder. 550VH. H.S. Valve Seat Hone Drive.

No. 553D. 1/2" H.D. Drill, 360 r.p.m.

No. 556. 1/4" H.D. Right-angle Drills, 1,200 r.p.m.

No. 557. 1/2" L.D. Right-angle Drills, 1,200 r.p.m.

No. 550PS. 7" Polisher, 1,200 r.p.m. 7" Sander, 3,600 r.p.m. (Light Duty).

JAMEC ROTARY AIR TOOLS

526D RIGHT ANGLE DRILL

525D 1/4" H.D. DRILL

525G GRINDER, 16,000 R.P.M.

525W. 4" WIRE BRUSH

531D 1/2" H.D. DRILL, 360 R.P.M.

SOURCE: McPhersons catalogue

Handles for Stanley Planes

Bob Crosbie

Handles to fit Stanley planes, and copies of Stanley planes, are manufactured and sold by Bob Crosbie. Price is just \$10 per handle. Want to make a purchase then contact Bob at crosbie.bob@gmail.com

What Planes?

Bob's handles are close copies of old broken handles from old planes. The handles are not based on "Type drawings" from the internet.

What sizes?

Handles are available to fit No.2 to No.7 Stanley and Bedrock planes. The handles will also fit Record, Sargent, Pope/Falcon, Carter and similar.

What timber?

Handles are for planes made in the years 1900 to 1960s. The handles are made from recycled or off cut well-seasoned hardwoods. Species include NSW Rosewood, American Beech, Kwila, and Camphor Laurel.

How are the handles made?

Handles are produced with a sequence of machining jigs in batches. After profile shaping the handles are drilled for the metal fittings. Batch production means consistent quality and reasonable price.

The timber is prepared in minimum lengths of 600mm, 140mm x 24mm. After machining and drilling the handles are "ready to sand and fit."

Want a handle made from your own piece of timber? Then you will have to make it!

Some Handles have long toes!

The length of the toes on the No.3 and No.4 planes varies with the age of the plane. Some handles for these planes are sold with long toes. The buyer can then "custom fit" the handle. A simple job for a plane user.

Sanding

The machining leaves the handles needing only a light hand sanding. The golden rule is "don't sand across the grain."

Finish

The original finish on the old plane handles was "industry normal" for the time and includes Shellac, Varnish, Nitrocellulose, and Polyurethane. Bob recommends Liquid Shoe Polish. This matches any colour and lasts.

Some buyers may pick up a finished 'sample' handle and ask is it "Rosewood." The answer is: "Camphor Laurel finished with Liquid Shoe Polish."

More Sidchrome Gold

by John Bates

We have another mind boggling example of Sidchrome tool mania.

This NEW OLD STOCK VINTAGE SIDCHROME AUSTRALIA 6 SCREWDRIVER & WALL RACK SET 688-3 sold on eBay for \$1,250.00 plus postage of \$21.50.



Do the math, that's almost \$212.00 per screwdriver.

OK to be fair you also get a wall rack and the original box, but I still struggle to see the value.

You can buy a new Sidchrome 10 piece Philips and slotted screwdriver set on eBay right now for about \$130.00

But it's only money right?



Got something special or interesting you would like to share?

Then please send me a picture and description and I will put it into NEWS.

Email your text and images to reproturn@bigpond.com

A Parting Tip for the Little Stuff

Roger Taylor

I had to part off two small brass bushings that measured 0.122" in (3.10 mm) diameter by 0.128" (3.25 mm) long.

They were drilled and ready to part off when I realised, I would never find them in the chip tray. Parts this size have a way of disappearing, no matter how keen your eyesight might be.



It dawned on me that the No.42 drill used on the parts could also be used as a support arbor for the cut-offs.

It worked perfectly and I saved myself a lot of time and frustration. A simple but helpful tip if you are doing small work that is easily dropped and lost.

Whatever Happened to

A new NEWS section devoted to those lost or hard to get user manuals and instruction sheets you thought no longer existed. Well in fact some of them are still around and TTTG will be publishing them on a regular basis.

To begin we have an item supplied by John Deeble, the 'famous' Australian-made ELMEC drill sharpening attachment:



NOTES ON DRILL SHARPENING

Should the drill have been broken, it may save time to roughly make a point by hand before using attachment.

Drills vary in their manufactured detail, if the angle of the dead centre (120° - 135°) is not enough, rotate the drill clockwise slightly, that is, turn it so that only the very tip of the cutting edge is against the stop. (See Fig. 1B.) Be sure to make the amount equal on both lips.


Metals vary in their machinability. If the hole to be drilled is to be accurate to size and truly round, test the drill after grinding in a trial piece of the same material first. Should the drill chatter, re-set the jig further away from the wheel and re-grind. This reduces the clearance. Setting the attachment closer to wheel increases clearance—(favourable for wood, etc.).

Sheet metal should be backed up with solid metal of the same kind.

A sharp drill not cutting freely means that the angle (120° - 135°) is too small, or that the centre is too thick. A drill with a thick centre should be discarded unless the point can be thinned. Some drills will not cut to size because the flutes are not centred; they are useless.

Some drills will sharpen with the cutting edge curved hollow. These require a longer point than normal. This can be obtained by re-setting attachment (on packings if needed) so that the stop end of the trough is lowered, with the distance of the spot remaining the same.

OBTAIN
ACCURATE POINTS
WITH



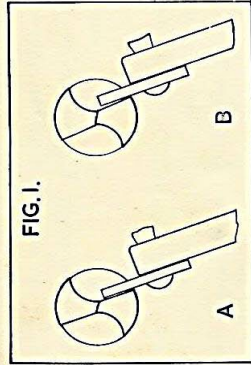
THE
ELMEC
DRILL SHARPENING ATTACHMENT

SOLE AGENTS
PACIFIC OYSTER & ICE CORPORATION LTD
26 MARINE STREET SYDNEY N.S.W. AUSTRALIA
TELEPHONE 53 2066

MADE IN AUSTRALIA BY **ELMEC** SYDNEY

TO USE THE "ELMEC" DRILL SHARPENING ATTACHMENT

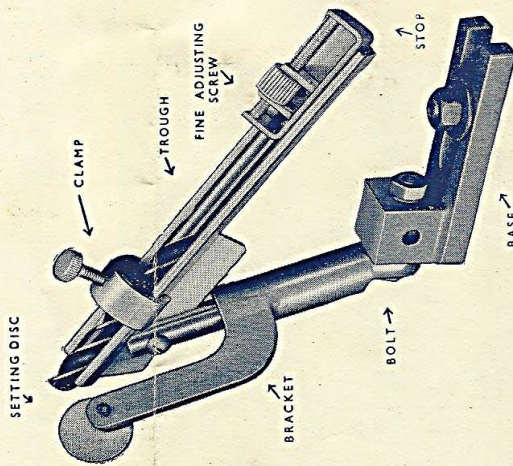
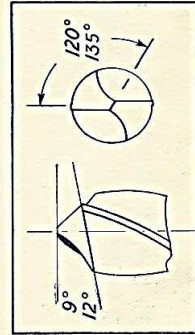
1. Place drill in Trough with its cutting edge vertical, then adjust Stop until drill just clears grinding wheel when the trough is rotated in the bracket.
2. Set drill lip edge parallel with and touching. Setting Disc (see Fig. 1A). Disc rotates on its rivet to give height adjustment as required.



3. Start grinder, then whilst holding drill with your fingers, and with trough rotated to clear wheel, feed drill forward a little with Fine Adjusting Screw. Next, tighten Clamp and rotate trough, taking care that the drill does not revolve while any adjustments are being made.

4. Without altering the stop, set the second edge to the setting disc, tighten clamp and grind slowly. Repeat the sequence of slacking clamp, feeding with adjusting screw, tightening clamp, and rotating trough until both edges are equally sharp. The final cut is taken on both edges without altering adjusting screw.

A correctly sharpened drill will look like this . . .



ASSEMBLE JIG AS SHOWN ABOVE

Then bolt or clamp the base near the grinding wheel, so that the bolt is parallel to the wheel spindle and the edge of the round part of the bracket is one inch from the face of the wheel. Measured at Red Spot.

The bracket may be tilted about the bolt, to get the Setting Disc clear of the wheel edge.

The base can be turned four ways, to obtain the most suitable fixing.

It is a good idea to mark the bench around the base, after the first use, to enable re-fixing in the same position if the attachment has to be removed.

If you have some long lost instruction sheet or user manual please don't let it linger unloved and unread, send picture or pdf files of same to the NEWS Editor at TTTG.

Email the Editor at reproturn@bigpond.co

The Next TTTG Workshop

2023/24 ‘REAL SKILLS’

WORKSHOPS

KEEP AN EYE ON THE TTTG WEBSITE

WWW.TTTG.ORG.AU

FOR OUR NEWS OF FUTURE

**“Real Skills” Workshops
Great Value at only \$70.00**

We teach real skills

**Available at all TTTG Meetings
Workshops & Events**

TTTG Leather Chisel Rolls	\$25 each
TTTG Sharp Oil	\$6 a bottle
TTTG Chisel & Plane Handles	\$10 each

Members & Friends Tool Sale

Sunday 03 December 2023

Remember the date and time:

Sunday 03 December 2023 – 8.00 to 11.30 am

Remember the location:

Old Eastwood Town Hall
74 Agincourt Road, Marsfield, NSW

Remember the entry fee:

- \$5 per person – pay at the door and please have your \$5 note or \$5 in coins for entry.
- All purchases are made in cash so having notes smaller than \$50 is a good idea.

Want to sell your surplus tools – Members can hire a table:

- \$25 per table – contact the Secretary to book via secretary@tttg.org.au
- For insurance reasons only TTTG Members can book tables – membership is \$50 per year

TABLES ARE LIMITED SO PLEASE BOOK EARLY
NO ASSISTANT PASSES WILL BE ISSUED

Next TTTG Sydney Tool Sale

Sunday 25 February 2024

KavTak Tools

Lathe & Model Engineering Tools
www.kavtak.com.au

GARVIN TOOLS

Garvin Tools manufacture a range of precision-made and engineered tools for wood working and metal working. They also design and develop tools and products in-house to customers' specifications.

Based in New Delhi, India, Garvin started making quality tools in 1979, they now export internationally, and were ISO 9001 certified in 2015. They exhibited last year at the hardware trade show in Cologne, Germany.

KavTak.com.au, based in Glenwood, Sydney, NSW, are Garvin's exclusive Australian rep' and reseller.

The selection of tools that Garvin offer is vast, and therefore, at present it's not possible for KavTak Tools to offer the entire range - although they are always expanding their range based on customer demand.

If you can't find what your looking for online at KavTak Tools, then GarvinTools.com have online brochures, etc. Find what you need, let KavTak know and they can arrange to ship it on one of their annual visits. Or if it is urgent, air freight can be arranged.

Other Online Resources

Companies with good customer support are:

Machine Tools

machineryhouse.com.au

edisons.com.au

Tooling, Materials & Hardware

EdconSteel.com.au

aimsindustrial.com.au

boltandnut.com.au

Issue 01 - KavTak Tools - May, 2023

Finding the Balance

Time, Cost & Quality

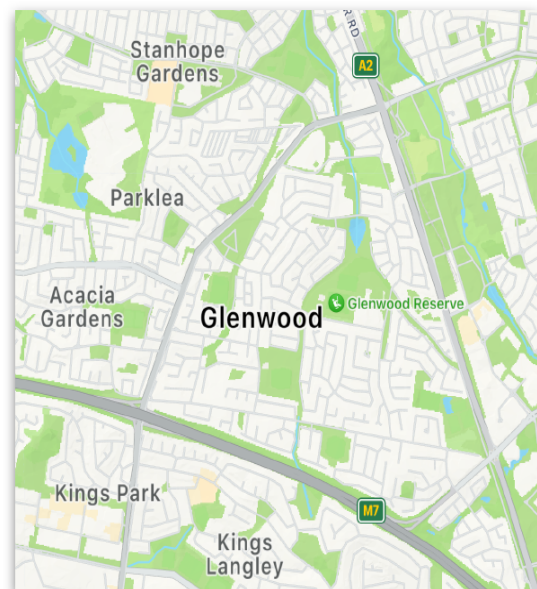
Makers are always trying to get the right balance in their own work, as well as when deciding to buy new gear, or indeed, restored gear, for their workshops.

The context at hand may sometimes require a trip to the hardware and a compromise with whatever the retailer has available at the time. But if there is enough time, waiting for local mail, or even shipping from overseas, is worth the wait.

Garvin Tools make quality products that are better priced in most cases than similar products that are made in Europe or North America.

KavTak are keen to make Garvin Tools available online to the Australian market, so check out:

kavtaktools.com.au



KAVTAK TOOLS support TTG

TTTG Fees and Contacts 2022/23

TTTG Fees

Annual Membership	\$50
'Real Skills' Workshops	\$70
Member Meetings entry	\$5
Members & Friends Tool Sales entry	\$5

TTTG Contacts

NEWS Magazine Editorial, Articles & Advertising:
John Bates secretary@tttg.org.au

TTTG Memberships:

John Bates secretary@tttg.org.au

NEWS Magazine

NEWS Magazine (quarterly)

NEWS Magazine is emailed to financial TTTG Members in:
March, June, September and December

Next TTTG Members Meeting

Old Eastwood Town Hall
74 Agincourt Road, Marsfield, NSW

Tuesday 10 October 2023 – starts at 7.00 pm (after AGM)

TOPIC: Engineering Patternmaking
presented by Henry Black

For more details see the website for details www.tttg.org.au